ASPIRAZIONE
ASPIRATION

CONDIZIONAMENTO
CONDITIONING

VENTILAZIONE
VENTILATION

Tutte le caratteristiche tecniche riportate in questo catalogo sono state fornite dalle case costruttrici e sono suscettibili di variazioni senza alcun preavviso.

All the technical specifications shown in the catalogue have been provided by the manufacturers and are subject to change without notice.

MOTORI PER ASPIRAPOLVERE - ASPIRALIQUIDI BY-PASS

MOTORS FOR VACUUM-CLEANERS AND BY-PASS LIQUID ASPIRATORS

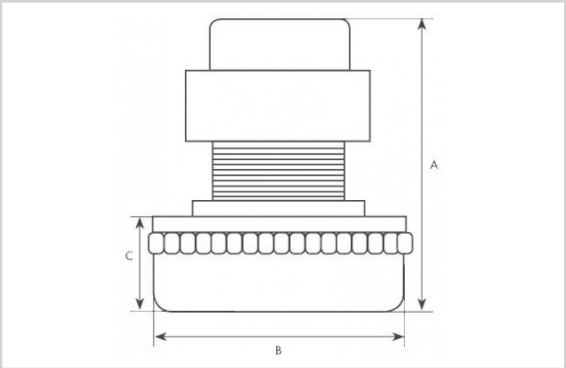

CARATTERISTICHE TECNICHE:
Esecuzione con due cuscinetti a sfere.
Due impedenze antidisturbo radio.
Classe di isolamento B Grado II.
Motore monofase 230V 50/60 Hz
Costruzione conforme alle norme CE.

TECHNICAL CHARACTERISTICS:
Execution with two ball bearings.
Two radio antijamming impedances.
Insulation class B Degree II.
230V 50/60 Hz single-phase motor.
CE norms.



Articolo *Art.*	**Potenza max W** *Max power W*	**A**	**Ø B**	**C**	**Stadi** *Stages*
ASP.811.1	1200	168	144	69	2



Articolo *Art.*	**Potenza max W** *Max power W*	**A**	**Ø B**	**C**	**Stadi** *Stages*
ASP.810	1000	168	144	69	2
ASP.811	1200	173	144	69	2



Articolo *Art.*	**Potenza max W** *Max power W*	**A**	**Ø B**	**C**	**Stadi** *Stages*
ASP.502	1000	168	144	69	2
ASP.504	1200	176	144	69	2
ASP.506	1200	166	144	69	2
ASP.524	500 - 24V	170	144	66.5	2
ASP.536	600 - 36V	170	144	66.5	2

MOTORI PER ASPIRAPOLVERE - ASPIRALIQUIDI BY-PASS

MOTORS FOR VACUUM-CLEANERS AND BY-PASS LIQUID ASPIRATORS

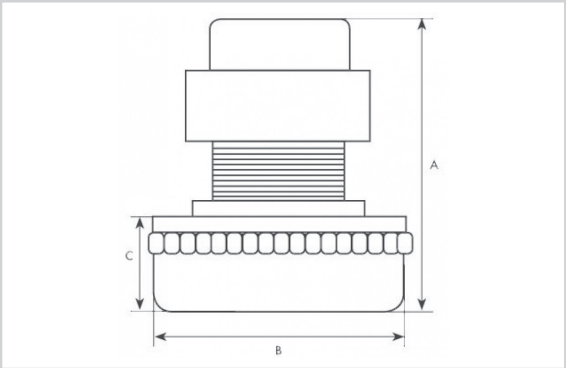

CARATTERISTICHE TECNICHE:
Esecuzione con due cuscinetti a sfere.
Due impedenze antidisturbo radio.
Classe di isolamento B Grado II.
Motore monofase 230V 50/60 Hz
Costruzione conforme alle norme CE.

TECHNICAL CHARACTERISTICS:
Execution with two ball bearings.
Two radio antijamming impedances.
Insulation class B Degree II.
230V 50/60 Hz single-phase motor.
CE norms.



Articolo *Art.*	**Potenza max W** *Max power W*	**A**	**Ø B**	**C**	**Stadi** *Stages*
ASP.612	1200	203	144	92.5	3
ASP.613	1500	205	144	92.5	3
ASP.624	500 - 24V	200	144	90	3
ASP.636	600 - 36V	200	144	90	3



Articolo *Art.*	**Potenza max W** *Max power W*	**A**	**Ø B**	**C**	**Stadi** *Stages*
ASPK.700	1320	240	190	55	2



1. Convogliatore motore pz.1
2. Anello motore MM13 (guarnizione inferiore) pz.1
3. Anello motore MM5 (guarnizione superiore) pz.1
4/5. Adattatori

1. *Motor conveyor pz.1*
2. *Motor ring MM13 (lower gasket) pz.1*
3. *Motor ring MM5 (upper gasket) pz.1*
4/5. *Adapters*

MOTORI PER ASPIRAZIONE CENTRALIZZATA

CENTRALIZED VACUUM MOTORS

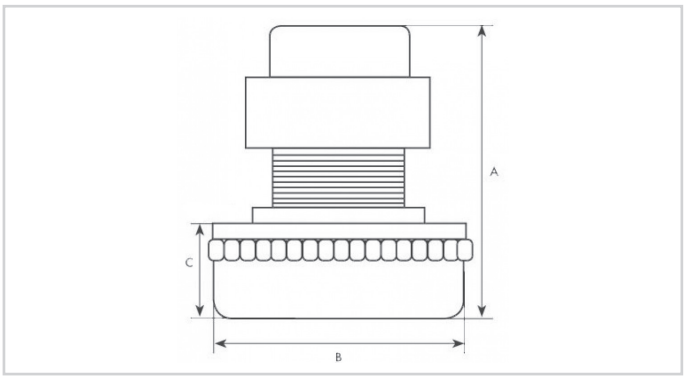

CARATTERISTICHE TECNICHE:
Esecuzione con due cuscinetti a sfere.
Due impedenze antidisturbo radio.
Classe di isolamento B Grado II.
Motore monofase 230V 50/60 Hz
Costruzione conforme alle norme CE.

TECHNICAL CHARACTERISTICS:
Execution with two ball bearings.
Two radio antijamming impedances.
Insulation class B Degree II.
230V 50/60 Hz single-phase motor.
CE norms.

NEW »



Articolo *Art.*	Potenza max W *Max power W*	A	Ø B	C	Stadi *Stages*
ASP.592	1100	177	144	73	2

NEW »



Articolo *Art.*	Potenza max W *Max power W*	A	Ø B	C	Stadi *Stages*
ASP.593	1200	203	144	99	3



Articolo *Art.*	Potenza max W *Max power W*	A	Ø B	C	Stadi *Stages*
ASP.600	1650	201	182	63	2



Articolo *Art.*	Potenza max W *Max power W*	A	Ø B	C	Stadi *Stages*
ASP.599	1601	224	182	75	3

MOTORI PER ASPIRAPOLVERE - ASPIRALIQUIDI BY-PASS

MOTORS FOR VACUUM-CLEANERS AND BY-PASS LIQUID ASPIRATORS

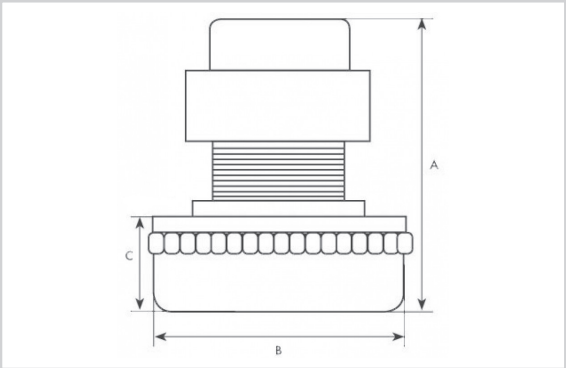

CARATTERISTICHE TECNICHE:
Esecuzione con due cuscinetti a sfere.
Due impedenze antidisturbo radio.
Classe di isolamento B Grado II.
Motore monofase 230V 50/60 Hz
Costruzione conforme alle norme CE.

TECHNICAL CHARACTERISTICS:
Execution with two ball bearings.
Two radio antijamming impedances.
Insulation class B Degree II.
230V 50/60 Hz single-phase motor.
CE norms.



Articolo *Art.*	**Potenza max W** *Max power W*	**A**	**Ø B**	**C**	**Stadi** *Stages*
ASP.601	1000	138	144	50	1



Articolo *Art.*	**Potenza max W** *Max power W*	**A**	**Ø B**	**C**	**Stadi** *Stages*
ASP.224	500 - 24V	170	144	71	2
ASP.236	600 - 36V	170	144	71	2



Articolo *Art.*	**Potenza max W** *Max power W*	**A**	**Ø B**	**C**	**Stadi** *Stages*
ASP.324	500 - 24V	200	144	94	3
ASP.336	600 - 36V	200	144	94	3

MOTORI PER ASPIRAPOLVERE - ASPIRALIQUIDI BY-PASS

MOTORS FOR VACUUM-CLEANERS AND BY-PASS LIQUID ASPIRATORS

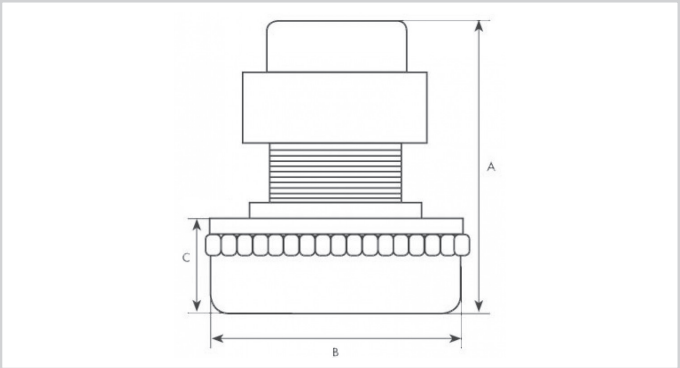

CARATTERISTICHE TECNICHE:
Esecuzione con due cuscinetti a sfere.
Due impedenze antidisturbo radio.
Classe di isolamento B Grado II.
Motore monofase 230V 50/60 Hz
Costruzione conforme alle norme CE.

TECHNICAL CHARACTERISTICS:
Execution with two ball bearings.
Two radio antijamming impedances.
Insulation class B Degree II.
230V 50/60 Hz single-phase motor.
CE norms.



Articolo *Art.*	**Potenza max W** *Max power W*	**A**	**Ø B**	**C**	**Stadi** *Stages*
ASP.500	1000	143	144	50	1



Articolo *Art.*	**Potenza max W** *Max power W*	**A**	**Ø B**	**C**	**Stadi** *Stages*
ASP.500.1	950	138	144	49.6	1



Articolo *Art.*	**Potenza max W** *Max power W*	**A**	**Ø B**	**C**	**Stadi** *Stages*
ASP.500.2 **(de walt)**	1200	143	144	41.5	1



Articolo *Art.*	**Potenza max W** *Max power W*	**A**	**Ø B**	**C**	**Stadi** *Stages*
ASP.306	800	175	106	48.5	2

MOTORI PER ASPIRAPOLVERE

MOTORS FOR VACUUM-CLEANERS

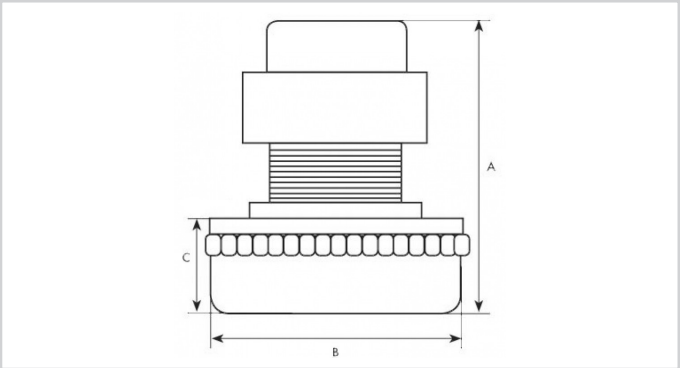

CARATTERISTICHE TECNICHE:
Esecuzione con due cuscinetti a sfere.
Due impedenze antidisturbo radio.
Classe di isolamento B Grado II.
Motore monofase 230V 50/60 Hz
Costruzione conforme alle norme CE.

TECHNICAL CHARACTERISTICS:
Execution with two ball bearings.
Two radio antijamming impedances.
Insulation class B Degree II.
230V 50/60 Hz single-phase motor.
CE norms.



Articolo *Art.*	**Potenza max W** *Max power W*	**A**	**Ø B**	**C**	**Stadi** *Stages*
ASP.312	1100	131	144	40	1



Articolo *Art.*	**Potenza max W** *Max power W*	**A**	**Ø B**	**C**	**Stadi** *Stages*
ASP.308	1000	156	144	66.5	2
ASP.310	1300	162	144	66.5	2



Articolo *Art.*	**Potenza max W** *Max power W*	**A**	**Ø B**	**C**	**Stadi** *Stages*
ASP.309	800	157	144	66.5	2
ASP.311	900	165	144	66.5	2



Articolo *Art.*	**Potenza max W** *Max power W*	**A**	**Ø B**	**C**	**Stadi** *Stages*
ASP.313	1300	190	144	92	3

MOTORI PER ASPIRAZIONE

VACUUM MOTORS

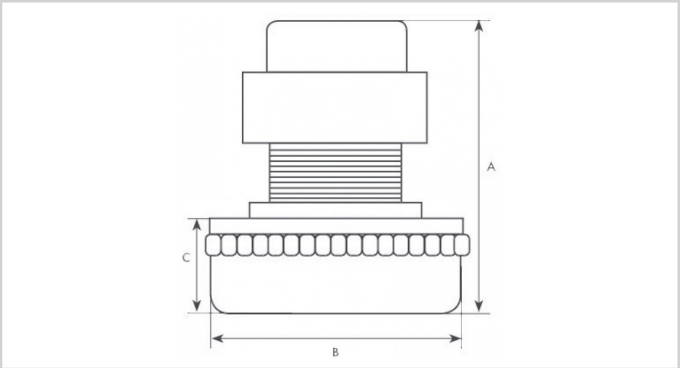

CARATTERISTICHE TECNICHE:
Esecuzione con due cuscinetti a sfere.
Due impedenze antidisturbo radio.
Classe di isolamento B Grado II.
Motore monofase 230V 50/60 Hz
Costruzione conforme alle norme CE.

TECHNICAL CHARACTERISTICS:
Execution with two ball bearings.
Two radio antijamming impedances.
Insulation class B Degree II.
230V 50/60 Hz single-phase motor.
CE norms.



Articolo *Art.*	**Potenza max W** *Max power W*	**A**	**Ø B**	**C**	**Stadi** *Stages*
ASP.305	850	186	144	58.5	2



Articolo *Art.*	**Potenza max W** *Max power W*	**A**	**Ø B**	**C**	**Stadi** *Stages*
ASP.307	800	161	106	61	2



Articolo *Art.*	**Potenza max W** *Max power W*	**A**	**Ø B**	**C**	**Stadi** *Stages*
ASP.800	1000	131	130	35	1



Articolo *Art.*	**Potenza max W** *Max power W*	**A**	**Ø B**	**C**	**Stadi** *Stages*
ASP.319	1350	109	109	29	1

MOTORI DIRETTI

THROUGH FLOW MOTORS

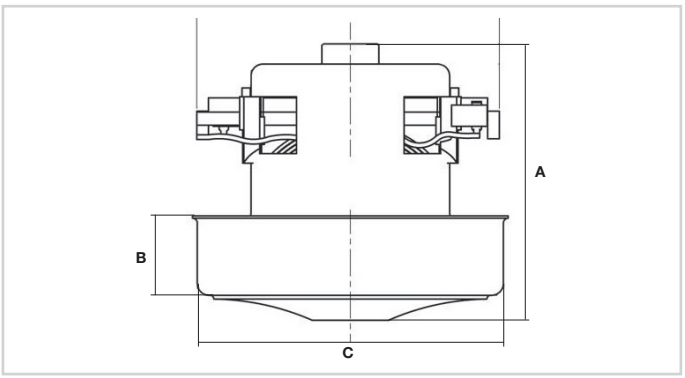

CARATTERISTICHE TECNICHE:
Esecuzione con due cuscinetti a sfere.
Due impedenze antidisturbo radio.
Classe d'isolamento B Grado II.
Motore monofase 230V 50/60 Hz.
Costruzione conforme alle norme CE.

TECHNICAL CHARACTERISTICS:
Execution with two ball bearings.
Two radio antijamming impedances.
Insulation class B Degree II.
230V 50/60 Hz single-phase motor.
CE norms.



Articolo *Art.*	**Potenza max W** *Max power W*	**A**	**B**	**C**	**Stadi** *Stages*
ASP.314	1000	132	45	129/136	1
ASP.314 L KARKER - HILTI	1200	136	46	143/149	1



Articolo *Art.*	**Potenza max W** *Max power W*	**A**	**B**	**C**	**Stadi** *Stages*
ASP.315	1000	121	35	132	1
ASP.315 L	1400	122	35	139	1



Articolo *Art.*	**Potenza max W** *Max power W*	**A**	**B**	**C**	**Stadi** *Stages*
ASP.316	1200	125	35	130	1



Articolo *Art.*	**Potenza max W** *Max power W*	**A**	**B**	**C**	**Stadi** *Stages*
ASP.318	1400	114	44	130	1

MOTORI ADATTABILI VORWERK FOLLETTO

ADAPTABLE MOTOR VORWERK FOLLETTO

ASP.120



Motore adattabile per modello VK 120-121-122
Adaptable motor for model VK 120-121-122

ASP.116



Motore adattabile per modello VK 116-117
Adaptable motor for model VK 116-117

ASP.135



Motore adattabile per modello VK 135-136- Kobold 135
Adaptable motor for model VK 135-136 Kobold 135

ASP.130



Motore adattabile per modello VK 130-131
Adaptable motor for model VK 130-131

NEW »

RICAMBI PER MOTORI ASPIRAPOLVERE/ASPIRALIQUIDI

SPARES FOR MOTORS VACUUM-CLEANERS AND LIQUID ASPIRATORS

COMPLETI DI SPAZZOLE / *WITH BRUSHES*

PS.55



3301

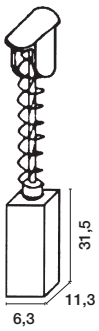

PS.70 per/*for* ASP.599/600



GR.80

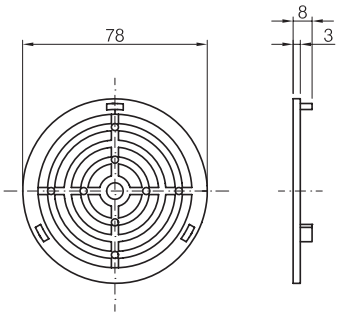

G.300



HAKO



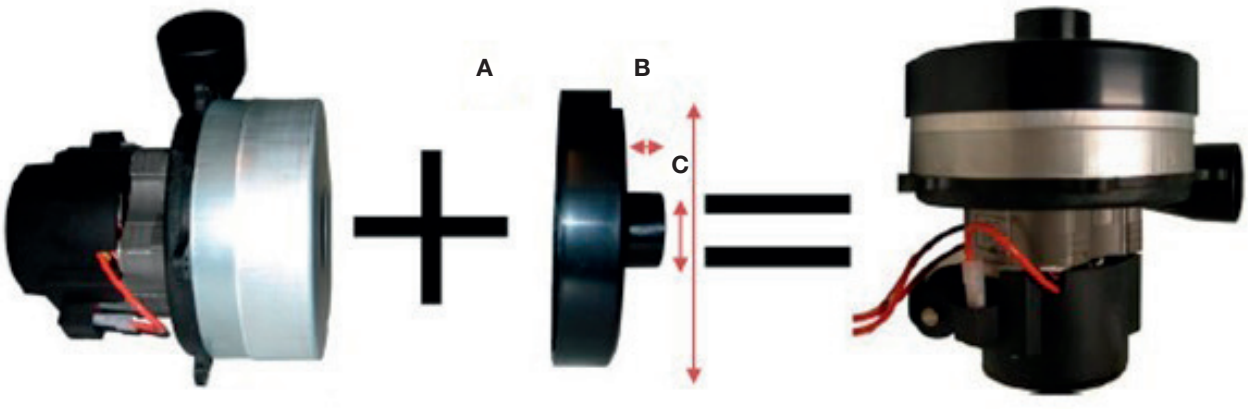

Motore Aspirazione ***Suction Motor*** + **Adattatore invito Asp.** ***Inlet Adaptor*** = **Motore con invito Asp.** ***Suction Motor with inlet***

A = Ø Interno / *Inner Ø*: 145 mm
B = H invito tubo / *Height inlet tube mm*: 25 mm
C = Ø esterno / *Extern Ø*: 40 mm

MOTORI PER MULINI

GRINDERS MOTORS



CARATTERISTICHE GENERALI
Motore: 230V 50 Hz.
Albero: Ø 10 mm x 32 mm di lunghezza.
Filetto: 8 MA.
Esecuzione standard con due cuscinetti a sfere.

GENERAL CHARACTERISTICS
Motor: 230V 50 Hz.
Shaft: Ø 10 mm x 32 mm length.
Thread: 8 MA.
Performance standard with two ball bearings.

MM.0800

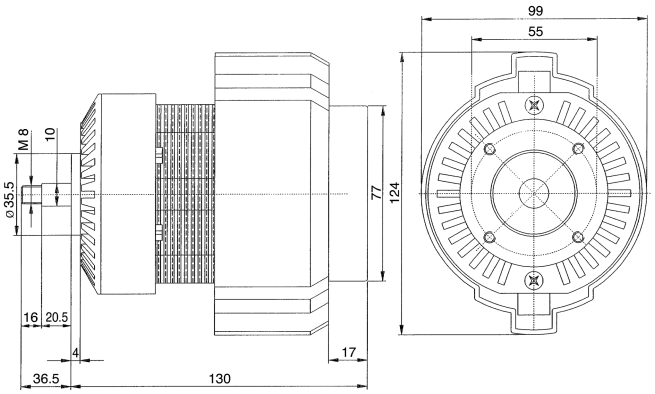

MM.1200

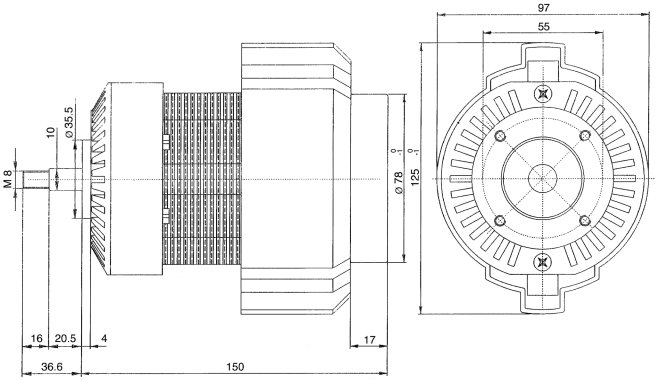

Articolo *Art.*	**Watt ass.** *Abs. watt*	**Watt resi** *Watt given*	**N. giri min a carico** *N° turns load*	**N. giri min a vuoto** *N° turns empty*
MM.0800	800	570	9800	22500
MM.1200	1200	875	10000	22000

MOTORI PER CAPPE DI ASPIRAZIONE

MOTORS FOR EXTRACTION HOODS

MCA.156N



CARATTERISTICHE GENERALI
Modello completo di supporto e ventola.
Con protettore termico.
2 poli schermati.
3 velocità.
2800 giri.

GENERAL CHARACTERISTICS
Model complete with stand and fan.
With thermal cutout.
2 shielded poles.
3 speed.
2800 rpm.

MCA.01



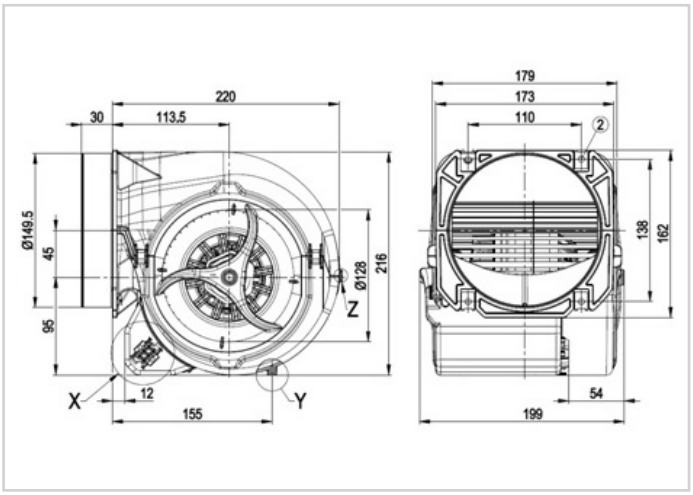

CARATTERISTICHE GENERALI
Ventilatore centrifugo a doppia aspirazione adatto per applicazioni dove sono richieste alte prevalenze e bassa rumorosità.
4 velocità.

Impiego
Cappe da cucina industriali, estrazione di fumi max 50°C con condotti per alte prevalenze.

GENERAL CHARACTERISTICS
Centrifugal fan double inlet, suitable for applications where are required prevalences high and low noise.
4 speed.

Use
Hoods industrial kitchen extraction of smoke 50°C with duct for high prevalences.

Articolo *Art.*	**Volt**	**HZ**	**MC/H** *Air flow*	**Giri** *Rpm*	**W IN** *Power IN*	**Ampere** *Amps*	**µF**	**dB**
MCA.01	230	50-60	910	1600	290/320	1.28/1.4	6	73/60

MOTORI MONOFASE PER VENTILCONVETTORI

SINGLE-PHASE MOTORS FOR FAN COILS



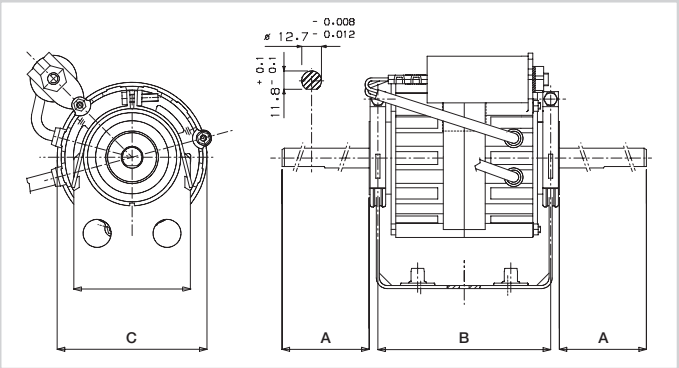

MOTORI DOPPIO ALBERO - 3 VELOCITÀ / *DOUBLE SHAFTS - 3 SPEED MOTORS*

Articolo *Art.*	**Modello** *Model*	**Watt Resi** *Watt given*	**Giri** *Rpm*	**Esecuzione** *Model*	**A**	**B**	**C**
TRM.173	CO.143.00	13	870	**Chiuso** / *Enclosed*	164	111.2	96.4
TRM.174	CO.144.00	20	950	**Chiuso** / *Enclosed*	199	111.2	96.4
TRM.202	110097.02	40	1350	**Chiuso** / *Enclosed*	199	111.2	129
TRM.175	CO.142.00	42	1150	**Chiuso** / *Enclosed*	199	111.2	96.4
TRM.302	110049.12	73	1200	**Chiuso** / *Enclosed*	199	111.2	129
TRM.179	110480.01	120	940	**Chiuso** / *Enclosed*	223.8	111.2	129
TRM.402	110063.23	147	900	**Chiuso** / *Enclosed*	189.3	130.2	129
TRM.402.4	110153.09	147	1250	**Chiuso** / *Enclosed*	189.3	130.2	129
TRM.180	110481.01	170	1150	**Chiuso** / *Enclosed*	223.8	111.2	129
TRM.502	110063.19	184	900	**Aperto** / *Open*	174.6	155.6	129
TRM.502.4	110218.13	184	1200	**Aperto** / *Open*	191	130	126.7
TRM.602	110062.20	245	900	**Aperto** / *Open*	174.6	155.6	129
TRM.504	110200.13	250	1200	**Aperto** / *Open*	210	149	129



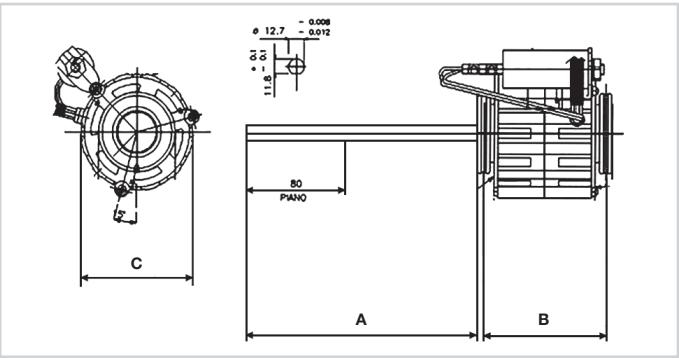

MOTORI MONOALBERO - 3 VELOCITÀ / *SINGLE SHAFTS - 3 SPEED MOTORS*

Articolo *Art.*	**Modello** *Model*	**Watt Resi** *Watt given*	**Giri** *Rpm*	**Esecuzione** *Model*	**A**	**B**	**C**	**Rotazione** ** *Rotation*
TRM.170	CO.17805	20	1200	**Chiuso** / *Enclosed*	188.8	100	95	**Antioraria** / *Counterclockwise*
TRM.301	110097.06	40	1150	**Chiuso** / *Enclosed*	178.7	111.2	129	**Oraria** / *Clockwise*
TRM.178 *	110483.01	88	1000	**Chiuso** / *Enclosed*	173.8	111.2	129	**Oraria** / *Clockwise*

* **IN ESAURIMENTO**
RUNNING OUT

** **Rotazione vista albero** / *Tree view rotation*
Oraria = *Rotation Motor CW*
Antioraria = *Rotation Motor CCW*

DELL'ERBA

MOTORI MONOFASE PER VENTILCONVETTORI

SINGLE-PHASE MOTORS FOR FAN COILS

TRM.190



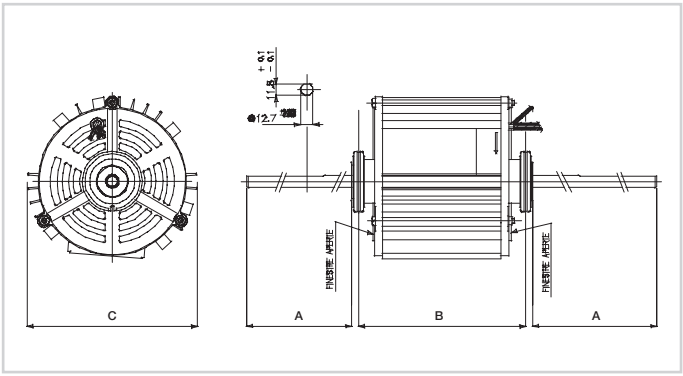

TRM.909/910



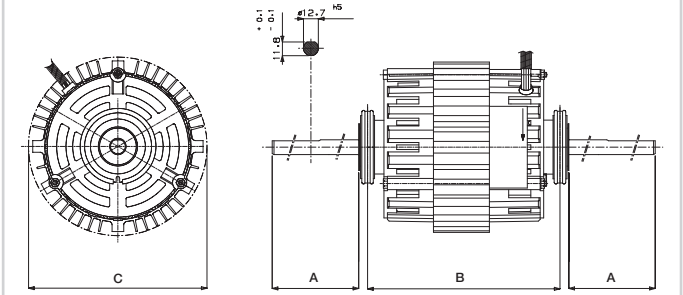

MOTORI DOPPIO ALBERO - 3 VELOCITÀ / *DOUBLE SHAFTS - 3 SPEED MOTORS*

Articolo *Art.*	**Modello** *Model*	**N° Alberi** *No. Shafts*	**Watt Resi** *Watt given*	**Giri** *Rpm*	**Esecuzione** *Model*	**A**	**B**	**C**
TRM.909	110214.03	2	420	1200	**Aperto** / *Open*	170.9	165	153
TRM.190	B0011.03	2	540	1320	**Aperto** / *Open*	204.9	175	178
TRM.910	11034501	2	600	1310	**Aperto** / *Open*	170	197	170

N.B. La culla viene fornita solo su richiesta. Prezzo a parte. Articolo culla per motore TRM.909=CM1 per TRM.190=CM2 per TRM.910=CM5
N.B. *The cradle can be supplied only on request. Aside price list. Cradle for TRM.909=CM.1 for TRM.190=CM.2 for TRM.910=CM.5*



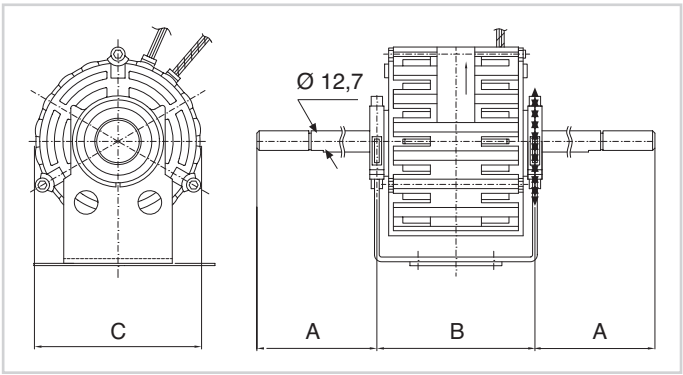

MOTORI DOPPIO ALBERO - 5 VELOCITÀ / *DOUBLE SHAFTS - 5 SPEED MOTORS*

Articolo *Art.*	**Modello** *Model*	**N° Alberi** *No. Shafts*	**Watt Resi** *Watt given*	**Giri** *Rpm*	**Esecuzione** *Model*	**A**	**B**	**C**
TRM.171	CO.126.01	2	40	1200	**Chiuso** / *Enclosed*	195.4	118	96.4

MOTORI MONOFASE PER VENTILCONVETTORI

SINGLE-PHASE MOTORS FOR FAN COILS



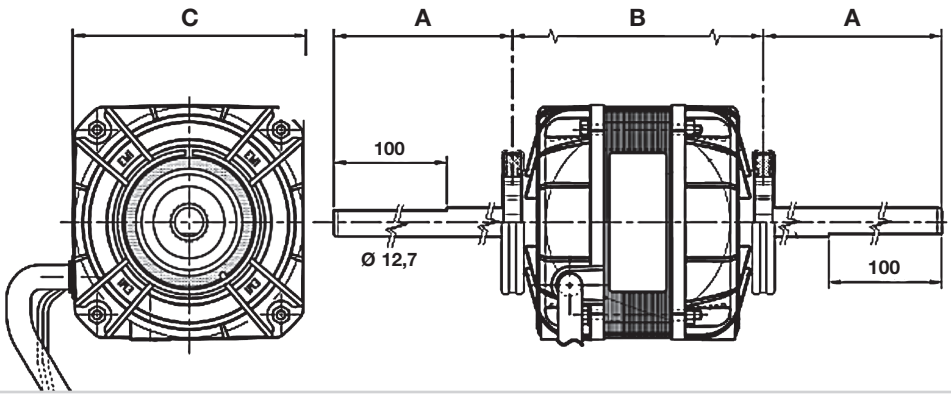

MOTORI 4 POLI - MULTI VELOCITÀ / *4 POLES - MULTI SPEED MOTORS*

Articolo *Art.*	**Modello** *Model*	**N° Alberi** *No. Shafts*	**Watt Resi** *Watt given*	**N. vel.** *No. speed*	**Giri** *Rpm*	**Esecuzione** *Model*	**A**	**B**	**C**	**Rotazione **** *Rotation*
TRM.807	103M 2025/1Q	1	23	3	1400	**Chiuso** *Enclosed*	170	111	103x103	**Oraria** *Clockwise*
TRM.819	103B 2025/3Q	2	23	3	1400	**Chiuso** *Enclosed*	180	111	103x103	-
TRM.808	103B 3050/1Q	2	35	3	1400	**Chiuso** *Enclosed*	210	111	103x103	-
TRM.840	104B 3060/1Q	2	60	4	1400	**Chiuso** *Enclosed*	224	111	103x103	-
TRM.817	103B 4080/1Q	2	80	3	1400	**Aperto** *Open*	210	131	103x103	-
TRM.835	106B 5085/1Q	2	85	6	1400	**Chiuso** *Enclosed*	210	131	103x103	-
TRM.820	104B 50110/1Q	2	113	4	1400	**Chiuso** *Enclosed*	190	131	103x103	-
TRM.830	103B 50185/1Q	2	185	3	1400	**Chiuso** *Enclosed*	205	131	103x103	-

**** Rotazione vista albero** / *Tree view rotation* - ***Oraria*** = *Rotation Motor CW*

MOTORI 6 POLI - 3 VELOCITÀ / *6 POLES - 3 SPEED MOTORS*

Articolo *Art.*	**Modello** *Model*	**N° Alberi** *No. Shafts*	**Watt Resi** *Watt given*	**Giri** *Rpm*	**Esecuzione** *Model*	**A**	**B**	**C**
TRM.818	103B 62020/1Q	2	18	900	**Aperto** / *Open*	200	111	103x103

MOTORI MONOFASE PER VENTILCONVETTORI

SISME

SINGLE-PHASE MOTORS FOR FAN COILS



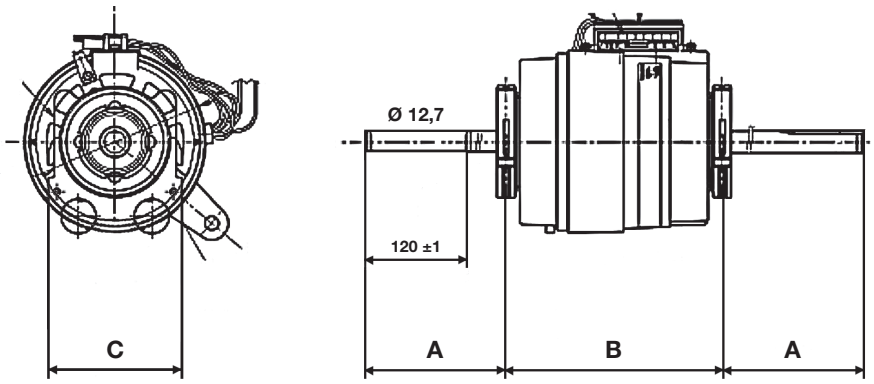

MOTORI 4 POLI - 5/7 VELOCITÀ / *4 POLES - 5/7 SPEED MOTORS*

Articolo *Art.*	**Modello** *Model*	**N° Alberi** *No. Shafts*	**Watt Resi** *Watt given*	**N. vel.** *No. speed*	**Giri** *Rpm*	**Esecuzione** *Model*	**A**	**B**	**C**	**Rotazione **** *Rotation*
TRM.822 *	K35410.MO2129	1	35	4	1150	**Chiuso** *Enclosed*	180	126	93.4	**Antioraria** *Counterclockwise*
TRM.823	11078100	2	47	7	1200	**Chiuso** *Enclosed*	192	124.5	126.7	**Oraria** *Clockwise*
TRM.812 *	K35417.MO2126	2	60	7	1200	**Chiuso** *Enclosed*	222	126	105	-
TRM.824	K48412.MO2432	2	74	7	1200	**Chiuso** *Enclosed*	222÷234	112÷136	124.6	-
TRM.825	K48415.MO2154	2	130	7	1200	**Chiuso** *Enclosed*	216÷228	124÷148	124.6	-

*** Completi di cavo cablato** / *Including wired cable*

**** Rotazione vista albero** / *Tree view rotation*
Oraria = *Rotation Motor CW*
Antioraria = *Rotation Motor CCW*

MOTORI MONOFASE PER VENTILCONVETTORI

SINGLE-PHASE MOTORS FOR FAN COILS

TRM.125/127



TRM.126



Con albero Ø 9,52 / *With shaft Ø 9,52*

La culla viene fornita solo su richiesta. Prezzo a parte.
Culla per **TRM.125 = Art. CM.3**
Culla per **TRM.126 = Art. CM.4**
Culla per **TRM.814.6 = Art. CM.4**
Culla per **TRM.814 = Art. CM.4**

The cradle can be supplied only on request. Separate price list.
*Crandle for **TRM.125 = Art. CM.3***
*Crandle for **TRM.126 = Art. CM.4***
*Crandle for **TRM.814.6 = Art. CM.4***
*Crandle for **TRM.814 = Art. CM.4***

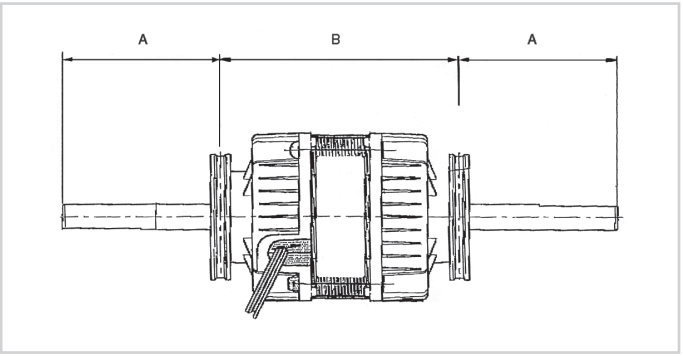

MOTORI 4 POLI - 6 VELOCITÀ / *4 POLES - 6 SPEED MOTORS*

Articolo *Art.*	**Modello** *Model*	**N° Alberi** *No. Shafts*	**Watt Resi** *Watt given*	**Giri** *Rpm*	**Esecuzione** *Model*	**A**	**B**
TRM.125 *	A83B-3025/1	2	25	1100	**Chiuso /** *Enclosed*	170	111
TRM.127 * NEW	A83B-3030/5	2	30	1100	**Chiuso /** *Enclosed*	210	111
TRM.126	83B-4040/1	2	40	1100	**Chiuso /** *Enclosed*	175	131

*** Motori forniti completi di autotrasformatore a 6 velocità /** *Engines supplied complete with 6 speed autotransformer*



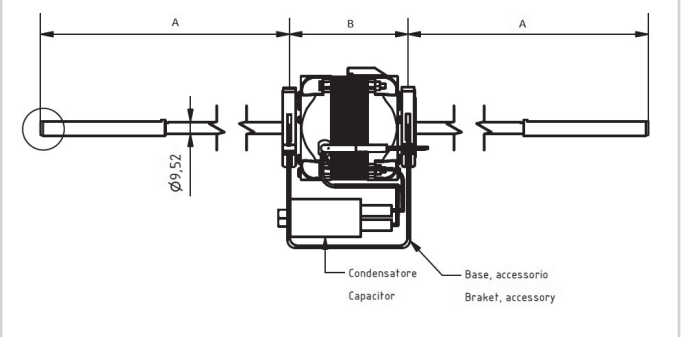

MOTORI 4 POLI - 4 VELOCITÀ / *4 POLES - 4 SPEED MOTORS*

Articolo *Art.*	**Modello** *Model*	**N° Alberi** *No. Shafts*	**Watt Resi** *Watt given*	**Giri** *Rpm*	**Esecuzione** *Model*	**A**	**B**
TRM.150	LA43000A	2	25	1300	**Chiuso /** *Enclosed*	229.5	96
TRM.151	QA44000A	2	35	1100	**Chiuso /** *Enclosed*	227	96

MOTORI PER VENTILATORI

FAN MOTORS



Motore elettrico trifase tipo “50”. Forma B5. Versione ventilata. Protezione IP44.
Electric motor three-phase type “50”. Size B5. Ventilated version. IP44 protection.

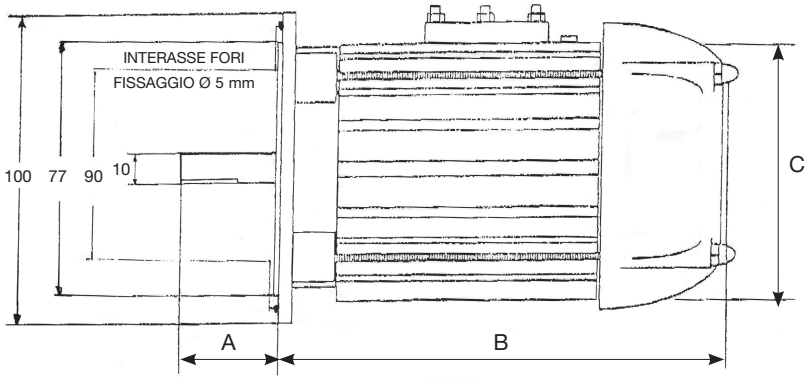

Articolo *Art.*	Kw	Poli *Poles*	Giri *Rpm*	A	B	C
TRM.10	0.07	2	2800	30	155	95
TRM.11	0.07	4	1400	60	155	95
TRM.12	0.07	2	2800	60	155	95

MOTORE E POMPA DI CIRCOLAZIONE

MOTOR AND CIRCULATION PUMP

PER: DISTRIBUTORI DI BEVANDE, SALDATRICI CON RAFFREDDAMENTO AD ACQUA, GRUPPI REFRIGERANTI.
FOR: DRINKS DISPENSER, WATER-COOLED WELDING MACHINES, COOLING UNITS.

TRM.215
Motore / *Motor*



MP.216
Pompa / *Pump*



MOTORE MONOFASE 4 POLI - 1 VELOCITÀ / *4 POLES - 1 SPEED SINGLE-PHASE MOTOR*

Articolo *Art.*	Modello *Model*	Watt Resi *Watt given*	Giri *Rpm*	Esecuzione *Model*	B	C
TRM.215	11002703	150	1300	Aperto / *Open*	174.5	175

Articolo *Art.*	Portata *Capacity*
MP.216	150 lt/h

VENTOLE CENTRIFUGHE PER VENTILCONVETTORI

CENTRIFUGAL IMPELLERS FOR FAN COILS



Ricavate da nastro d'alluminio, a doppia aspirazione.
Obtained from aluminium tape with double extraction.

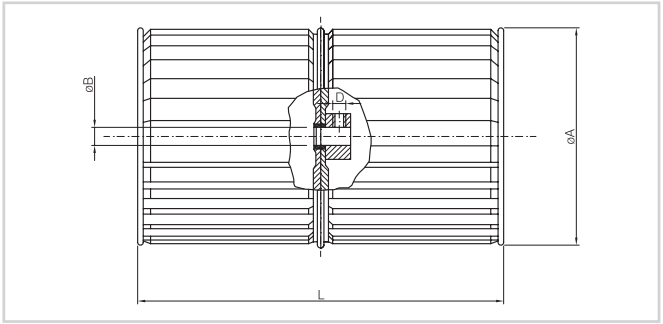

Articolo / *Art.*	Ø A mm	L mm	Ø B mm
V.11	133	148	12.7
V.12	133	176	12.7
V.13	133	196	12.7
V.14	146	148	12.7
V.15	146	176	12.7
V.16	146	196	12.7
V.17	160	176	12.7
V.18	180	240	12.7
V.19	200	196	12.7
V.20	200	240	12.7

COMMUTATORE DI VELOCITÀ PER VENTILCONVETTORI

SPEED SWITCH FOR FAN COILS

IN.16



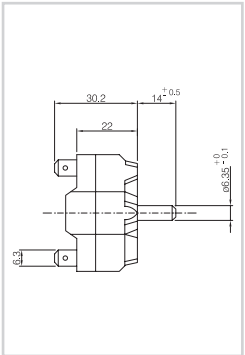

3 Velocità - 16 A - 250 V.
Temperatura d'esercizio 180°C.
3 Speed - 16 A - 250 V.
Operating temperature 180°C.

MANOPOLA PER COMMUTATORE DI VELOCITÀ

KNOB FOR SPEED SWITCH

MA.16



TRASFORMATORE PER VENTILCONVETTORI

TRANSFORMER FOR FAN COILS

TF.01



Trasformatore per ventilconvettori 6 velocità.
Transformer for fan coils 6 speed.

DELL'ERBA

MOTORI MONOFASE PER GRUPPI EVAPORANTI CONDENSANTI A VENTOLE ELICOIDALI

SINGLE-PHASE MOTOR FOR HELICAL-FAN EVAPORATION CONDENSATION UNITS



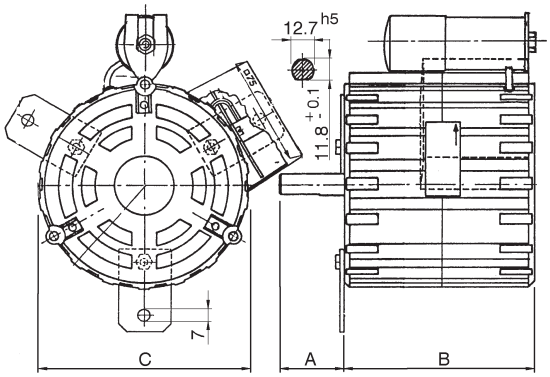

MOTORE 4 POLI - 1 VELOCITÀ / *4 POLES - 1 SPEED MOTORS*

Articolo *Art.*	**Modello** *Model*	**N° Alberi** *No. Shafts*	**Watt Resi** *Watt given*	**Giri** *Rpm*	**Esecuzione** *Model*	**A**	**B**	**C**	**Rotazione *** *Rotation*
TRM.241	110024.02	1	92	1350	**Chiuso** / *Enclosed*	82	114	126.7	**Antioraria** / *Counterclockwise*

*** Rotazione vista albero** / *Tree view rotation* - ***Antioraria*** = *Rotation Motor CCW*

MOTORE 6 POLI - 1 VELOCITÀ / *6 POLES - 1 SPEED MOTORS*

Articolo *Art.*	**Modello** *Model*	**N° Alberi** *No. Shafts*	**Watt Resi** *Watt given*	**Giri** *Rpm*	**Esecuzione** *Model*	**A**	**B**	**C**	**Rotazione **** *Rotation*
TRM.243	110351.00	1	147	850	**Chiuso** / *Enclosed*	82	114	126.7	**Antioraria** / *Counterclockwise*

**** Rotazione vista albero** / *Shaft view rotation* - ***Antioraria*** = *Rotation Motor CCW*

MOTORI MONOFASE PER VENTILAZIONE

SINGLE-PHASE VENTILATION MOTORS



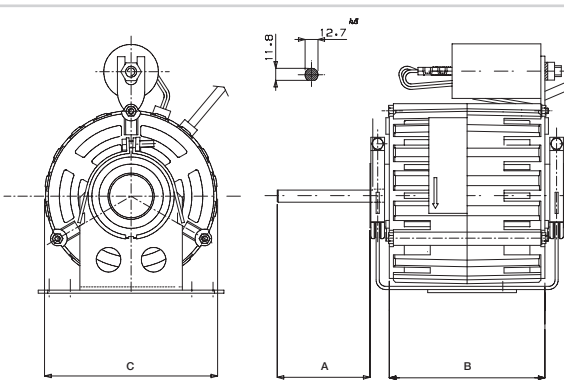

MOTORI 4 POLI - 1 VELOCITÀ / *4 POLES - 1 SPEED MOTORS*

Articolo *Art.*	**Modello** *Model*	**N° Alberi** *No. Shafts*	**Watt Resi** *Watt given*	**Giri** *Rpm*	**Esecuzione** *Model*	**A**	**B**	**C**	**Rotazione **** *Rotation*
TRM.204 *	110024.00	1	105	1350	**Chiuso** / *Enclosed*	68	131	129	**Oraria** / *Clockwise*
TRM.205	110081.00	1	147	1350	**Chiuso** / *Enclosed*	51	131	129	**Oraria** / *Clockwise*

*** IN ESAURIMENTO** / *RUNNING OUT*

**** Rotazione vista albero** / *Shaft view rotation* - ***Oraria*** = *Rotation Motor CW*

MOTORI ELETTRICI PER EVAPORATORI VENTILATI

ELECTRIC MOTORS VENTILATED EVAPORATORS



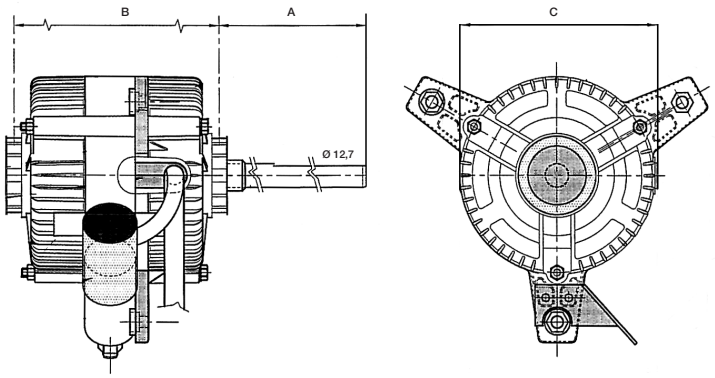

MOTORI 4 POLI - 1 VELOCITÀ - MONOFASE / *4 POLES - 1 SPEED MOTORS - SINGLE-PHAS*
Senso di rotazione indipendente / *Independent rotation direction*

Articolo *Art.*	**Modello** *Model*	**N° Alberi** *No. Shafts*	**Watt Resi** *Watt given*	**Giri** *Rpm*	**Esecuzione** *Model*	**A**	**B**	**C**
TRM.162	101M 40120	1	120	1400	**Chiuso** / *Enclosed*	78	141	106
TRM.163	101M 50150	1	150	1400	**Chiuso** / *Enclosed*	108	141	106

ACCESSORI

ACCESSORIES



VENTOLE A PALE RIPORTATE
INSERTED BLADE IMPELLERS

Articolo *Art.*	**Diametro ventola** *Impeller diameter*	**Diametro albero** *Shaft diameter*
V.350	350	12.7
V.400	400	12.7

PER AEROTERMI A PARETE
FOR WALL - MOUNTED HEATERS

Articolo *Art.*	**Diametro ventola** *Impeller diameter*	**Diametro albero** *Shaft diameter*
VE.400	400	14
VE.450	450	14
VE.500	500	14

MOTORI TRIFASE PER AEROTERMI A PARETE

THREE-PHASE MOTORS FOR WALL-MOUNTED HEATERS



Intercambiabili con motori di marca SABIANA - IP54 - Esecuzione: chiuso.
Interchangeable motors with SABIANA brand - IP54 - Enclosed construction.

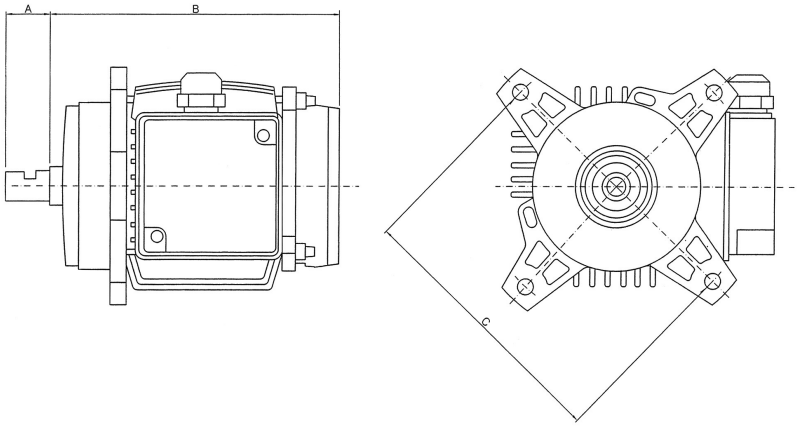

MOTORI TRIFASI - 1 VELOCITÀ / *THREE-PHASE MOTORS - 1 SPEED*

Articolo *Art.*	**Ø Albero** *Ø Shaft*	**Poli** *Poles*	**Kw**	**Giri** *Rpm*	**A**	**B**	**C**
TRM.01	12	4	0.18	1400	30	160	155
TRM.02	14	4	0.18	1400	30	160	155
TRM.03	12	6	0.11	900	30	160	155
TRM.04	14	6	0.11	900	30	160	155

MOTORI TRIFASI - 2 VELOCITÀ / *THREE-PHASE MOTORS - 2 SPEED*

Articolo *Art.*	**Ø Albero** *Ø Shaft*	**Poli** *Poles*	**Kw**	**Giri** *Rpm*	**A**	**B**	**C**
TRM.05	12	4/6	0.12-0.07	1400-900	30	160	155
TRM.06	14	4/6	0.12-0.07	1400-900	30	160	155
TRM.07	12	4/8	0.12-0.05	1400-700	30	160	155
TRM.08	14	4/8	0.12-0.05	1400-700	30	160	155

N.B. Motori 4/6 Poli: avvolgimento unico / ***N.B.*** *4/6 poles motors: single winding*

MOTORI DI RICAMBIO PER VENTILATORI CENTRIFUGHI NICOTRA

SPARE MOTORS FOR NICOTRA BLOWERS

Fig.1

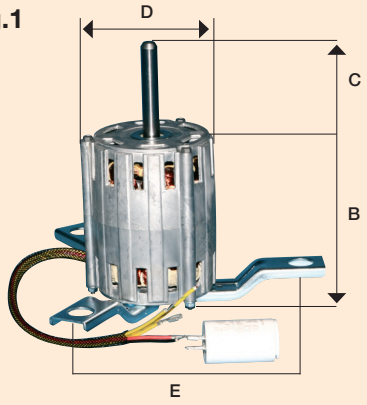

Fig.3



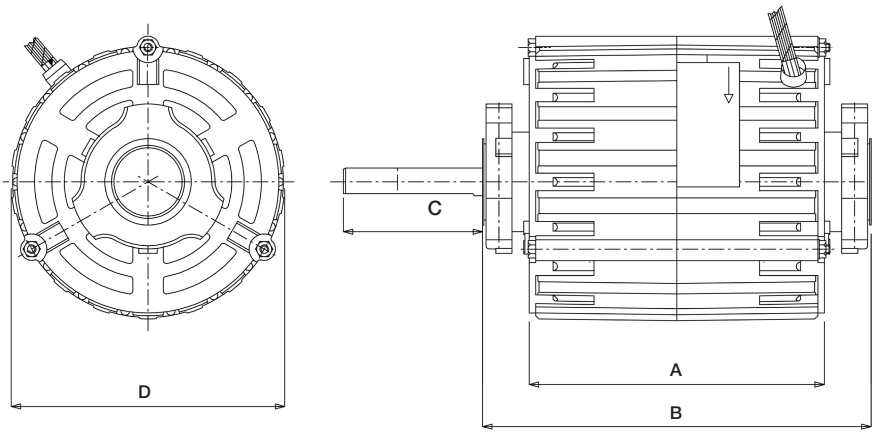

MOTORE A 1 VELOCITÀ / *1 SPEED MOTOR*

Articolo *Art.*	**Codice** *Code*	**Modello** *Model*	**N. Poli** *N. Poles*	**Watt resi** *Watt given*	**Ø Albero** *Ø Shaft*	**A**	**B**	**C**	**D**	**E**	**Figura** *Figure*
TRM.701.2	C003105	DD7/7	6 Mon	62	12.7	-	113	83	92	190	1
TRM.702.2	C001501	DD7/7	4 Mon	147	12.7	-	126	59	116	190	1
TRM.703.2	11000700	DD9/7 - 9/9	6 Mon	147	12.7	113	156	70	126	-	3
TRM.704.2	11007500	DD9/7 - 9/9	4 Mon	300	12.7	128	170	58	127	-	3
TRM.705.2	11011011	DD9/9 - 10/8 - 10/10	6 Mon	245	12.7	128	171	70	129	-	3
TRM.706.2	11010503	DD9/9 - 10/8 - 10/10	4 Mon	373	12.7	137	180	64	127	-	3

MOTORE A 3 VELOCITÀ / *3 SPEED MOTOR*

Articolo *Art.*	**Codice** *Code*	**Modello** *Model*	**N. Poli** *N. Poles*	**Watt resi** *Watt given*	**Ø Albero** *Ø Shaft*	**A**	**B**	**C**	**D**	**E**	**Figura** *Figure*
TRM.901.2	11015300	DD7/7	4 Mon	147	12.7	-	104	93	129	190	1
TRM.902.2	11006301	DD7/7 - 9/7	6 Mon	147	12.7	-	113	70	129	190	1
TRM.903.2	11006333	DD9/7 -9/9	6 Mon	147	12.7	113	156	68	127	-	3
TRM.904.2	11006200	DD9/9	6 Mon	245	12.7	128	171	69	129	-	3
TRM.906.2	11021408	DD9/9	4 Mon	420	12.7	137	180	57	153	-	3
TRM.905.2	11006213	DD10/8 - 10/10	6 Mon	245	12.7	130	173	68	146	-	3

Mon = Monofase / *Single-phase* **Trif = Trifase** / *Three-phase*

MOTORI PER VENTILATORI CENTRIFUGHI

MOTORS FOR CENTRIFUGAL BLOWERS



Rotazione vista albero / *Shaft view rotation*

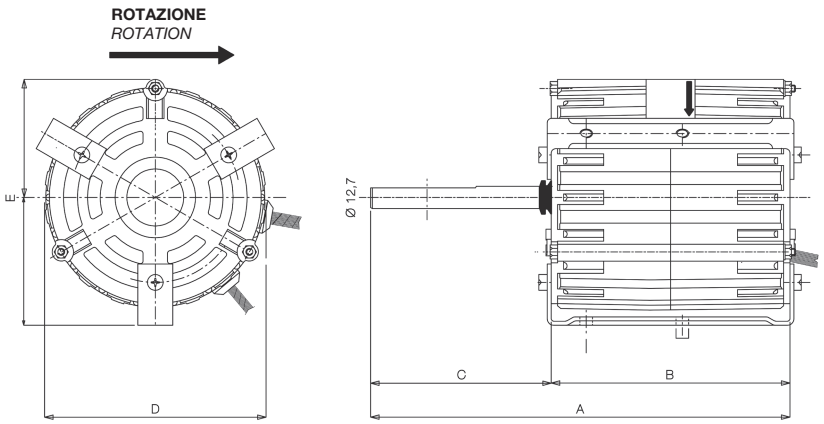

MOTORI MONOFASI 6 POLI / *ELECTRIC SINGLE-PHASE 6 POLES*

Articolo *Art.*	**Modello** *Model*	**N° Alberi** *No. Shafts*	**Watt Resi** *Watt given*	**Giri** *Rpm*	**Esecuzione** *Model*	**A**	**B**	**C**	**Ø D**	**E**
TRM.250	EOO2500	1	187	930	**Chiuso /** *Enclosed*	207	136.6	70.4	129	140.35
TRM.260	EOO2600	1	250	930	**Chiuso /** *Enclosed*	240	136.6	103.4	129	140.35

MOTORI PER VENTOLE TANGENZIALI

MOTORS FOR TANGENTIAL IMPELLERS



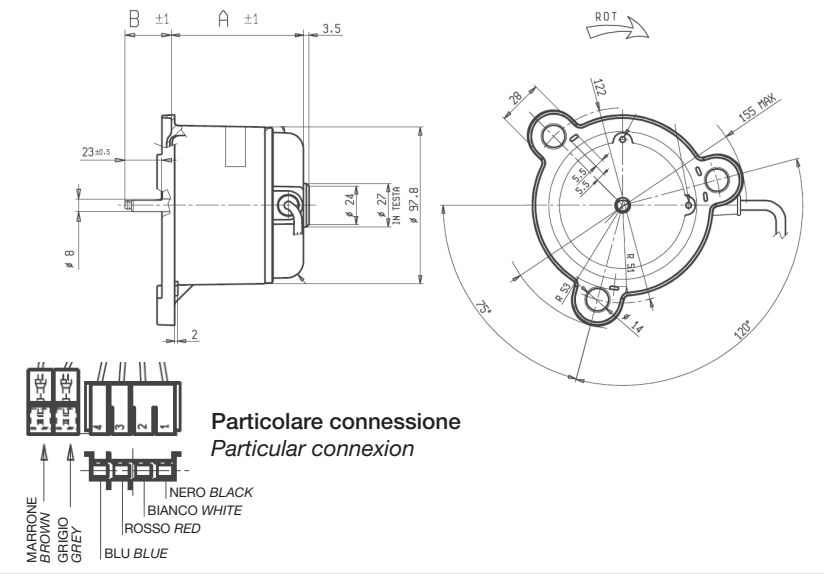

Articolo *Art.*	**Modello** *Model*	**Watt Resi** *Watt given*	**Giri** *Rpm*	**Esecuzione** *Model*	**A**	**C**
TRM.360	K35410MO2265	36	870	**Chiuso /** *Enclosed*	82.4	29

MOTORI PER VENTOLE TANGENZIALI

MOTORS FOR TANGENTIAL IMPELLERS

NEW »



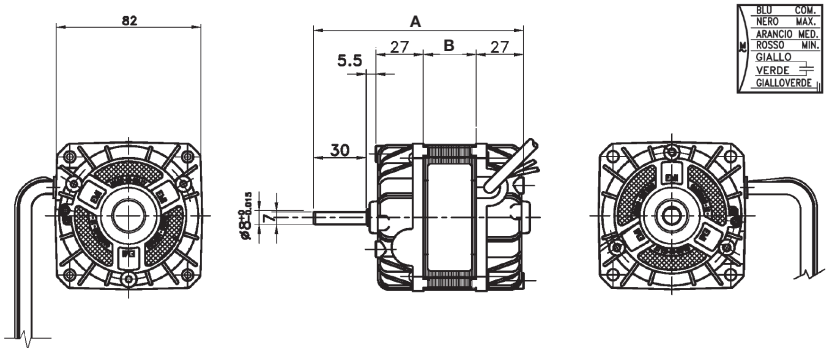

Articolo *Art.*	Modello *Model*	V/HZ	RPM	W	A	N° Vel. *N° Rpm*	A	B	Rotazione *Rotation*
TRM.370	83M-3-3010/01	230/50	1100	10/40	0.16	3	128	30	DX
TRM.380	83M-3-3010/1	230/50	1100	10/40	0.16	3	128	30	SX

Rotazione vista albero / *Shaft view rotation*
***DX** = Rotation Motor CW - **SX** = Rotation Motor CCW*



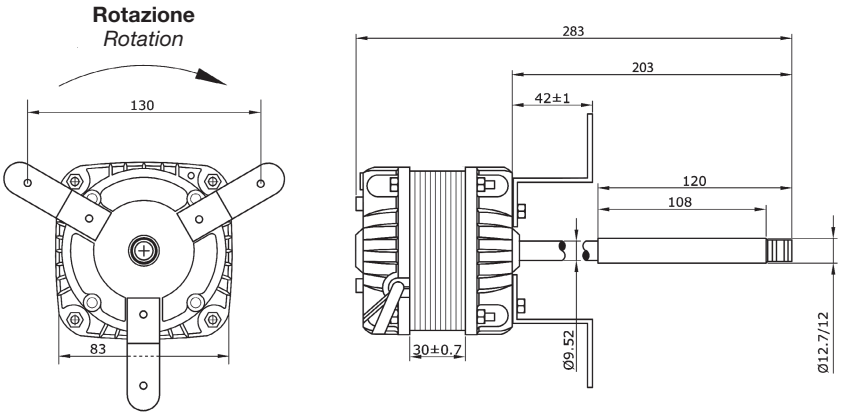

Articolo *Art.*	Modello *Model*	V	HZ	A	Watt resi *Watt given*	Watt assorb. *Abs watt*	N. vel *N. Speed*	Giri *Rpm*	B	C	D	E	Ø Albero *Ø Shaft*
VL.255	LA 07002A	220	50	0.50	30	100	7	1200	203	283	42	30	12.7

DELL'ERBA

MOTORI MONOFASE PER VENTILCONVETTORI

SINGLE-PHASE MOTORS FOR FAN COILS



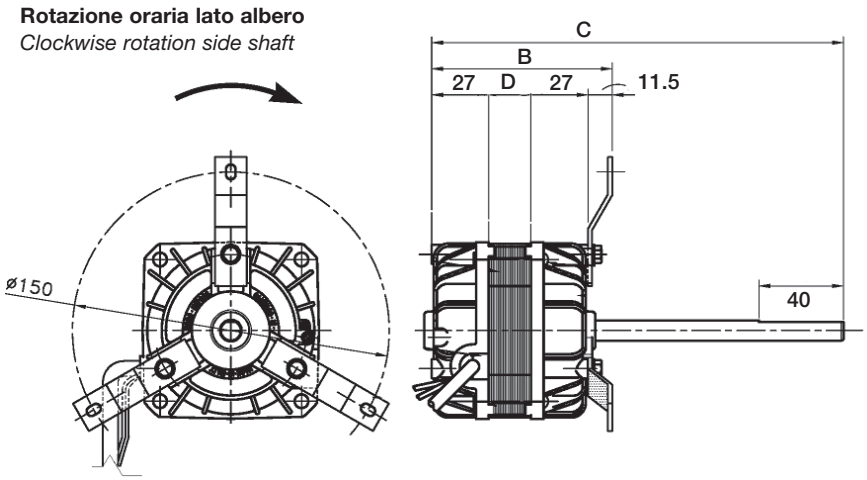

Articolo *Art.*	Modello *Model*	V	Hz	A	Watt resi *Watt given*	Watt assorb. *Abs watt*	N. vel *N. Speed*	Giri *Rpm*	B	C	D	Ø Albero *Ø Shaft*
VL.253	83-2015/08	230	50	0.23	13	50	3	1100	85.5	195	20	9.52



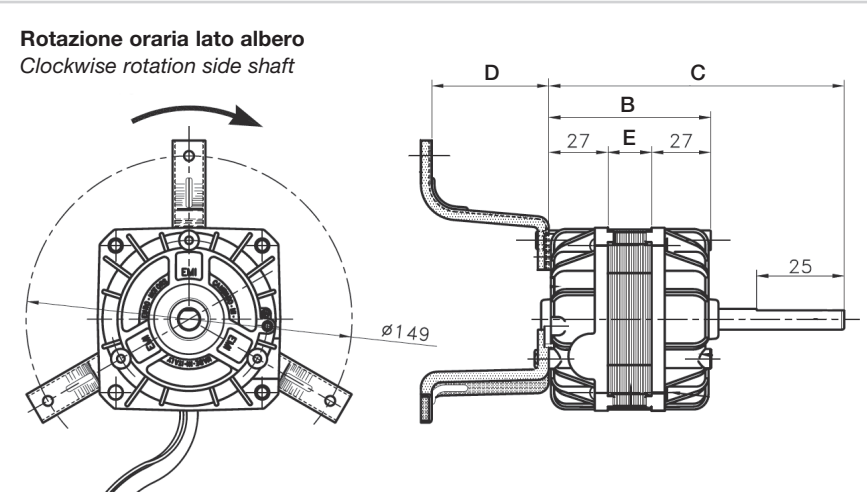

Articolo *Art.*	Modello *Model*	V	Hz	A	Watt resi *Watt given*	Watt assorb. *Abs watt*	N. vel *N. Speed*	Giri *Rpm*	B	C	D	E	Ø Albero *Ø Shaft*
VL.252	83-2025/01	230	50	0.46	25	100	4	1100	74	106	53.5	20	9.52
VL.254	83M-2521/01	230	50	0.48	28	64	4	1100	79	135	53.5	25	9.52

ELETTROVENTILATORI AD AZIONE ASPIRANTE PENTAVALENTI

ELECTRIC BLOWERS WITH SUCTION ACTION WITH FIVE DIFFERENT TYPES OF FIXATION



Per raffreddamento motori, congelatori, banchi e vetrine frigorifere.
For cooling of engines, freezers, refrigerator counters and showcases.

Rotazione antioraria vista lato albero
Anti-clockwise rotation side shaft view

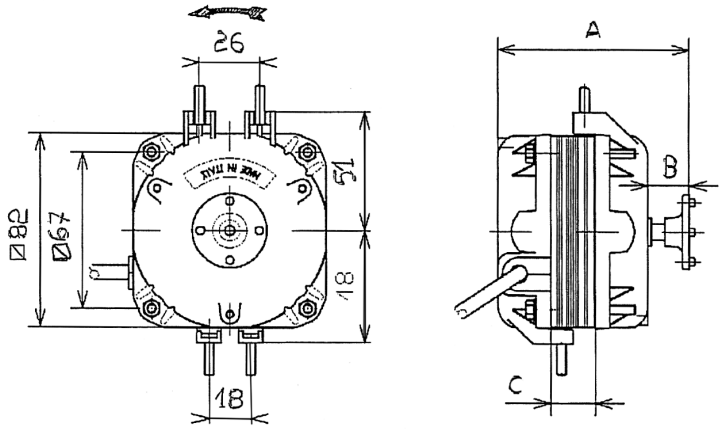

CARATTERISTICHE TECNICHE:
Esecuzione chiusa.
Motore Monofase a 4 poli schermati.
Giri /min 1300 - V 230 - Hz 50/60
Coperchi in lega leggera - Albero temperato e lappato.
Cuscinetti autoallineati ed autolubrificati
Adatti per temperature da -30°C a +45°C.
A servizio continuo.

TECHNICAL CHARACTERISTICS:
Closed execution.
Shielded 4 poles single-phase motor.
1300 rpm - 230 V - Hz 50/60
Covers in light alloy - Hardened and lapped shaft.
Self-aligned and self-lubricated bearings.
Suitable for temperatures from -30°C to +45°C.
Continuous operation.

MOTORI PENTAVALENTI / *MOTORS WITH FIVE DIFFERENT TYPES OF FIXATION*

Articolo *Art.*	**Watt Resi** *Watt Given*	**Watt assorb.** *Abs. Watt*	**m³/h**	**A**	**B**	**C**
VL.205	5	29	520	78	21	13
VL.210	10	43	750	85	22	19
VL.216	16	63	1080	96	21	25
VL.225	25	75	1600	115	26	38
VL.234	34	100	1950	115	28	38

Tutti i ventilatori sono venduti senza accessori e ventole.
All the fans are sold without accessories and fans.

ACCESSORI PER ELETTROVENTILATORI

ACCESSORIES FOR ELECTRIC FANS

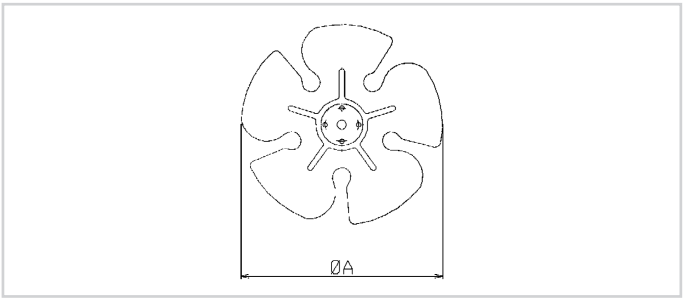

VENTOLA / *IMPELLER*

Articolo *Art.*	**A Ø**	**Ang.**	**Modello Vent.** *Fan model*
V.205	200	28°	VL.205
V.210	250	22°	VL.210
V.216	300	22°	VL.216
V.225	300	28°	VL.225
V.234	300	34°	VL.234

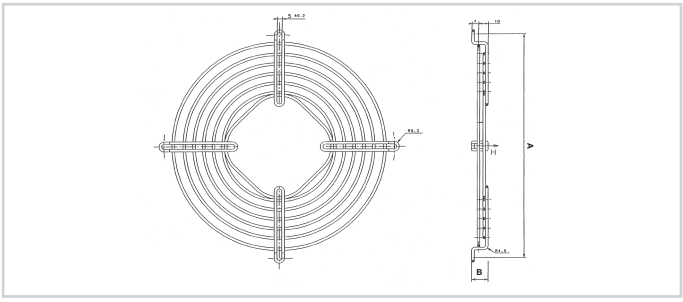

RETE / *GRID*

Articolo *Art.*	**A Ø**	**B**	**Modello Vent.** *Fan model*
R.254	290	17	VL.210
R.300	344	17	VL.216 - VL.225 VL.234

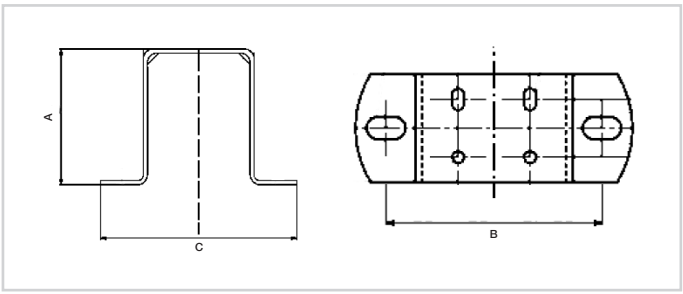

STAFFA / *BRACKET*

Articolo *Art.*	**A**	**B**	**C**	**Modello Vent.** *Fan model*
S.200	72	81	106	VL.205
S.254	84	83	108	VL.210
S.300	109	78	100	VL.216 - VL.225 VL.234

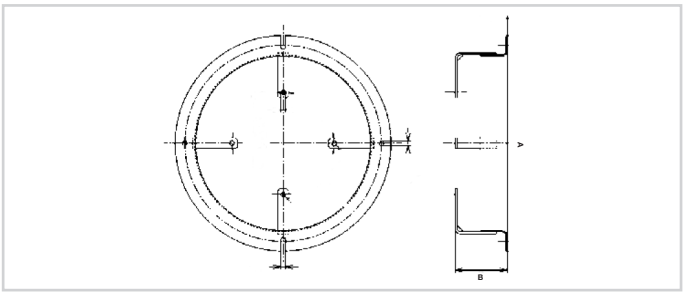

ANELLO / *RING*

Articolo *Art.*	**A Ø**	**B**	**Modello Vent.** *Fan model*
A.200	236	48.5	VL.205
A.254	290	48.5	VL.210

VENTILATORI ASSIALI

AXIAL BLOWERS



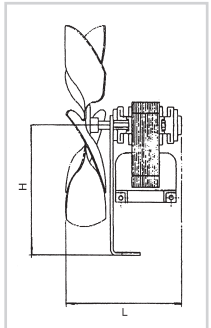

Impiego: da utilizzare nel settore della refrigerazione.
Motore aspirante a 2 poli 220V 50 HZ.
Use: *To be used in the refrigeration sector. 2 poles suction motor 220V 50 Hz.*

Articolo *Art.*	**Pacco motore mm** *Motor casing mm*	**Watt**	**Dimensioni mm** *Dimensions mm*		
			H	**L**	**Ø Ventola** *Ø impeller*
VL.53	15	15	95	73	130
VL.54	15	15	95	86	150
VL.55	30	19	95	92	170

VENTILATORI ASSIALI COMPATTI

COMPACT AXIAL BLOWERS

Fig.1



Fig.2



Fig.3



Impiego: Per raffreddamento centraline, gruppi di continuità, quadri di comando, ecc.
Su richiesta è possibile fornire la serie VLA con tensioni diverse.

Use: *Cooling of control units, emergency power units, control panels, etc.*
Upon request it's possible to supply the VLA series whit different voltages.

230 V 50/60 HZ						
Articolo *Art.*	**Potenza W** *Power W*	**Giri /min** *RPM*	**Dimensioni mm** *Dimensions mm*	**m^3 in aria libera** *m^3 free air*	**dB (A)**	**Fig.**
VLA.13	14/12	2500/3000	80x80x38	40.8/49.8	36/32	1
VLA.15	16/14	2400/2900	92x92x25	43.2/52.2	36/32	1
VLA.17	17/15	2700/3100	120x120x38	156/180	46/45	1
VLA.19	17/15	2700/3100	120x120x25	190/230	43/50	1
VLA.35	38/33	2800/3100	172x150x51	330/280	55/50	2
VLA.43	45	2200	Ø 223x61	356	53	3

24 V C.C.						
Articolo *Art.*	**Potenza W** *Power W*	**Giri /min** *RPM*	**Dimensioni mm** *Dimensions mm*	**m^3 in aria libera** *m^3 free air*	**dB (A)**	**Fig.**
VLA.3	3	2200	80x80x25	27	29	1
VLA.5	2.16	2300	92x92x25	42	33	1
VLA.7	3.90	2300	120x120x38	96	43	1

GRIGLIE DI PROTEZIONE PER VENTILATORI ASSIALI COMPATTI

PROTECTION GRILLES FOR COMPACT AXIAL BLOWERS

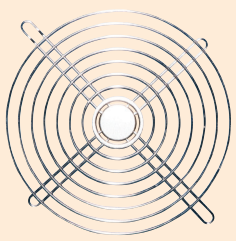

Articolo *Art.*	**Dimensioni mm** *Dimensions mm*	**Per modello** *For model*
GB.01	80x80	VLA.3 - VLA.13
GB.02	120x120	VLA.7 - VLA.17 - VLA.19
GB.03	172x150	VLA.35

VENTILATORI RADIALI CON PALE ROVESCE

RADIAL FANS WITH REVERSED BLADES



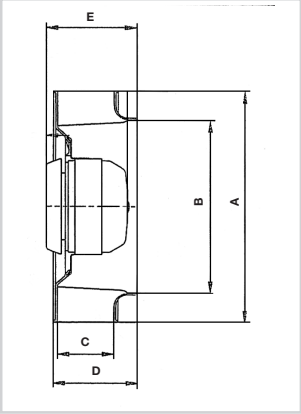

Ventilatori a semplice aspirazione, monofasi, a 2 o 4 poli, con condensatore permanente o a poli schermati.
230V - 50 Hz
Costruite in nylon caricato vetro.

Suction fans, single-phase, 2/4 poles, with permanent or shielded-pole condenser.
230V - 50 Hz.
Made of nylon reinforced with glass.

Articolo *Art.*	Watt	Ampere *Amps*	µF	m³/h	Giri *Rpm*	dB (A)	A	B	C	D	E
VPR.133	26	0.12	1	170	2650	50	133	94	42	53.6	77.5
VPR.175	51	0.23	2	410	2460	63	175	131	44	63	67.5
VPR.190	57	0.25	2	520	2440	67	190	133	44	63	68.5
VPR.220	81	0.37	3	810	2500	65	220	162	44	64	71
VPR.250	160	0.61	4	1350	2460	70	250	175	57	89	96
VPR.280	250	1.17	8	1550	2510	76	280	189	50	80	103.5
VPR.310	130	0.60	4	1610	1380	64	315	220	100	137	161

VENTILATORI RADIALI CON PALE AVANTI

RADIAL FANS WITH FORWARD BLADES



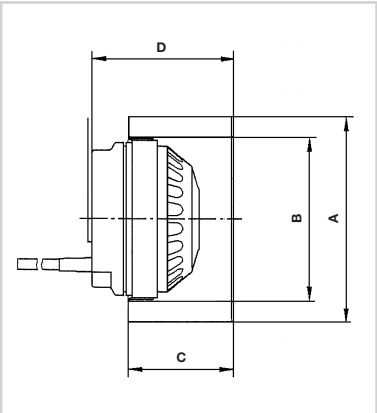

Ventilatori a semplice aspirazione, monofasi, a 2 poli, con condensatore permanente.
230V - 50 Hz
La ventola è costruita in lamiera zincata.
Classe d'isolamento B

Suction fans, single-phase, 2-poles, with permanent condenser.
230V - 50 Hz
Fan mode of galvanised sheet.
Insulation class B

Articolo *Art.*	Watt	Ampere *Amps*	µF	m³/h	Giri *Rpm*	dB (A)	A	B	C	D
VPA.108 *	44	0.20	1.5	155	1650	54	108	84	52	63
VPA.120	80	0.35	1.5	255	2700	45	120	92	62	85
VPA.140	90	0.35	2.5	480	2700	72	140	92	60	90
VPA.160	260	1.10	5	630	2600	75	150	92	62	89

*** IN ESAURIMENTO** / *RUNNING OUT*

VENTILATORI ASSIALI A ROTORE ESTERNO COMPLETI DI GRIGLIE

EBM ZIEHL

AXIAL BLOWERS WITH EXTERNAL ROTOR AND GRILLES



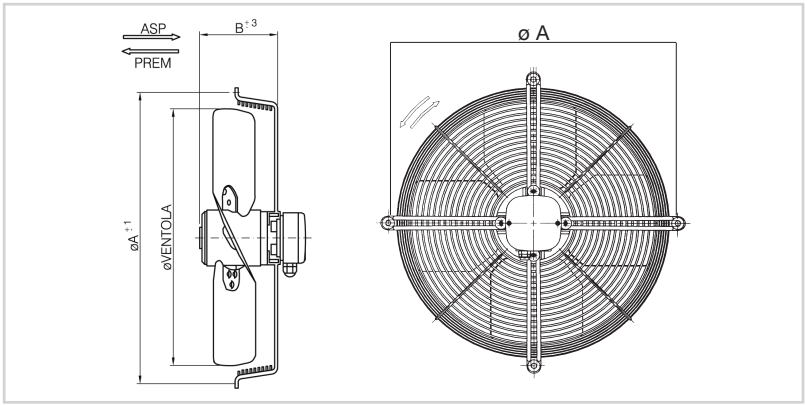

Articolo *Art.*	**Potenza max W** *Max power W*	**Volt**	**Ø Ventola** *Ø Impeller*	**Ø A**	**B**	**m³ in aria libera** *m³ free air*	**N. Poli** *No. Poles*	**dB (A)**	**Accessorio Griglia** *Accessory grille*
VLG.713	43	400	170 A	-	62	540	2	59	-
VLG.714	43	400	170 P	-	62	540	2	59	-
VLG.715	50	230	170 A	-	62	500	2	62	-
VLG.716	50	230	170 P	-	62	500	2	62	-
VLG.717	50	230	200 A	260	73	740	2	65	200.1
VLG.718	50	230	200 P	260	73	740	2	65	200.1
VLG.719	53	400	200 A	260	73	830	2	53	200.1
VLG.720	53	400	200 P	260	73	830	2	53	200.1
VLG.741	110	400	250 A	300	83	1685	2	72	250.1
VLG.742	110	400	250 P	300	83	1685	2	72	250.1
VLG.721	115	230	250 A	300	83	1610	2	72	250.1
VLG.722	115	230	250 P	300	83	1610	2	72	250.1
VLG.723	30	230	250 A	300	72	910	4	56	250.1
VLG.724	30	230	250 P	300	72	910	4	56	250.1
VLG.725	85	230	300 A	360	83	1690	4	65	300.1
VLG.726	85	230	300 P	360	83	1690	4	65	300.1
VLG.727	85	400	300 A	360	83	1740	4	66	300.1
VLG.728	85	400	300 P	360	83	1740	4	66	300.1
VLG.729	140	230	350 A	422	102	2850	4	68	350.1
VLG.730	140	230	350 P	422	102	2850	4	68	350.1
VLG.731	145	400	350 A	422	102	2900	4	69	350.1
VLG.732	145	400	350 P	422	102	2900	4	69	350.1
VLG.743	150	230	400 A	470	102	3660	4	70	400.1
VLG.744	135	230	400 P	470	102	3975	4	70	400.1
VLG.733	150	400	400 A	470	102	3800	4	70	400.1
VLG.734	145	400	400 P	470	102	4150	4	67	400.1
VLG.739	245	230	450 A	522	98	5800	4	73	450.1
VLG.740	245	230	450 P	522	98	5800	4	73	450.1
VLG.747	150	230	450 A	522	98	4350	6	66	450.1
VLG.735	450	400	450 A	522	141	6200	4	79	450.1
VLG.736	450	400	450 P	522	141	6200	4	79	450.1
VLG.748	245	230	500 A	565	161	6300	6	68	500.1
VLG.737	240	400	500 A	565	161	5700	6	69	500.1
VLG.738	240	400	500 P	565	161	5700	4	69	500.1
VLG.749	460	230	560 A	725	161	8300	6	74	-
VLG.745	520	230	630 A	750	161	9700	6	76	-
VLG.746	930	400	630 A	750	161	10800	6	78	-

Su richiesta è possibile fornire modelli EBM e ZIEHL.
Series EBM and ZIEHL available on request.

A = Aspirante / *In* **P = Premente** / *Out*

DELL'ERBA

VENTILATORI ASSIALI A ROTORE ESTERNO COMPLETI DI GRIGLIE

AXIAL BLOWERS WITH EXTERNAL ROTOR AND GRILLES



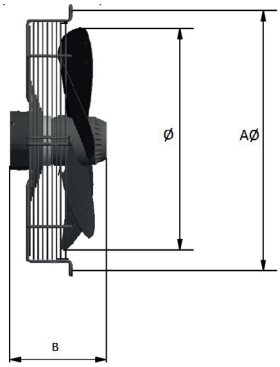

Articolo *Art.*	**Watt Assorb.** *Absorbed Watt*	**Volt**	**Ø Ventola** *Ø Impeller*	**Ø A**	**B**	**m³/h**	**N. Poli** *No. Poles*	**N. Pale** *No. Blades*
VLG.755	60	230	200 A	260	101	1000	2	7
VLG.756	60	230	200 P	260	101	1000	2	7
VLG.757	55	400	200 A	260	101	980	2	5
VLG.758	55	400	200 P	260	101	980	2	5
VLG.771	74	400	250 A	320	116	1380	2	5
VLG.772	74	400	250 P	320	116	1380	2	5
VLG.759	90	230	250 A	320	136	1310	2	9
VLG.760	90	230	250 P	320	136	1310	2	9
VLG.761	50	230	250 A	320	136	700	4	5
VLG.762	50	230	250 P	320	136	700	4	5
VLG.763	85	230	300 A	360	146	1700	4	5
VLG.764	85	230	300 P	360	146	1700	4	5
VLG.765	75	400	300 A	360	146	1670	4	5
VLG.766	75	400	300 P	360	146	1670	4	5
VLG.767	126	230	350 A	422	164	2300	4	5
VLG.768	126	230	350 P	422	164	2300	4	5
VLG.769	125	400	350 A	422	164	2300	4	5
VLG.770	125	400	350 P	422	164	2300	4	5
VLG.783	180	230	400 A	470	180	3700	4	5
VLG.784	180	230	400 P	470	180	3700	4	5
VLG.785	180	400	400 A	470	180	3675	4	5
VLG.786	180	400	400 P	470	180	3675	4	5
VLG.787	250	230	450 A	522	190	5050	4	5
VLG.788	250	230	450 P	522	190	5050	4	5
VLG.797	180	230	450 A	522	180	3675	6	5
VLG.789	250	400	450 A	522	190	5140	4	5
VLG.790	250	400	450 P	522	190	5140	4	5
VLG.798	250	230	500 A	565	190	5050	6	5
VLG.791	390	400	500 P	570	190	6765	4	5
VLG.792	170	400	500 A	570	190	4480	6	5
VLG.799	390	400	560 A	725	190	6765	6	5
VLG.793	430	230	630 A	750	225	9150	6	5
VLG.794	435	400	630 A	750	225	7880	6	5
VLG.795	1020	400	710 A	840	240	14200	6	5
VLG.796	1200	400	800 A	920	227	16000	6	5
VLG.800 NEW	2620/1710	400	910A	984	295	30000	6	5
VLG.801 NEW	1270/840	400	910A	984	295	23000	8	5

A = Aspirante / *In* **P** = Premente / *Out*

VENTILATORI ASSIALI A ROTORE ESTERNO MONTATI SU PANNELLO QUADRO

AXIAL BLOWERS WITH EXTERNAL ROTOR, GRILLES AND SQUARE PANEL



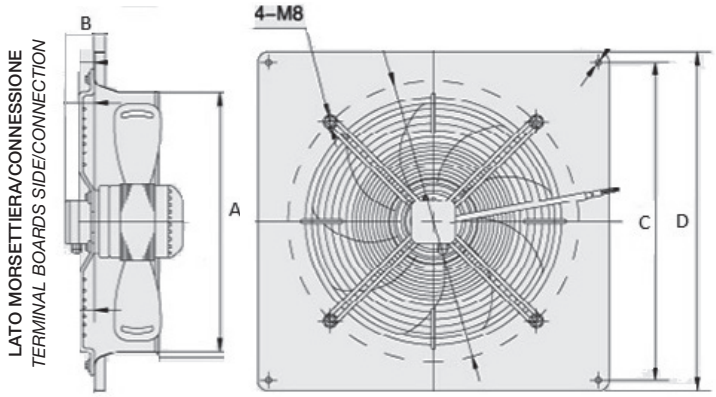

Articolo *Art.*	Watt Assorb. *Absorbed Watt*	Volt	Ø Ventola *Ø Impeller*	Ø A	B	C	D	m³/h	N. Poli *No. Poles*	N. Pale *No. Blades*
VLGQ.879	80	400	250A	272	75	280	320	1400	2	5
VLGQ.880	80	400	250P	272	75	280	320	1400	2	5
VLGQ.859	90	230	250A	272	75	280	320	1310	2	9
VLGQ.860	90	230	250P	272	75	280	320	1310	2	5
VLGQ.861	50	230	250A	272	75	280	320	700	4	5
VLGQ.862	50	230	250P	272	75	280	320	700	4	5
VLGQ.863	85	230	300A	322	75	330	370	1700	4	5
VLGQ.864	85	230	300P	322	75	330	370	1700	4	5
VLGQ.865	75	400	300A	322	75	330	370	1670	4	5
VLGQ.866	75	400	300P	322	75	330	370	1670	4	5
VLGQ.867	126	230	350A	373	110	390	430	2300	4	5
VLGQ.868	126	230	350P	373	110	390	430	2300	4	5
VLGQ.869	125	400	350A	373	110	390	430	2300	4	5
VLGQ.870	125	400	350P	373	110	390	430	2300	4	5
VLGQ.883	180	230	400A	420	110	460	500	3700	4	5
VLGQ.884	180	230	400P	420	110	460	500	3700	4	5
VLGQ.885	180	400	400A	420	110	460	500	3675	4	5
VLGQ.886	180	400	400P	420	110	460	500	3675	4	5
VLGQ.887	250	230	450A	470	110	500	550	5050	4	5
VLGQ.897	250	230	450P	470	110	500	550	5050	4	5
VLGQ.899	180	230	450A	470	110	500	550	3675	6	5
VLGQ.889	250	400	450A	470	110	500	550	5140	4	5
VLGQ.890	250	400	450P	470	110	500	550	5140	4	5
VLGQ.898	250	230	500A	520	103	590	640	5050	6	5
VLGQ.891	390	400	500P	520	103	590	640	6765	4	5
VLGQ.892	390	400	500A	520	103	590	640	4480	6	5

A = Aspirante / *In* **P = Premente** / *Out*

VENTILATORI ASSIALI MONOFASI E TRIFASI CON MOTORE COMPATTO MONTATI SU PANNELLO QUADRO

SINGLE-PHASE AND THREE-PHASE AXIAL FANS WITH COMPACT MOTOR MOUNTED ON SQUARE PANEL



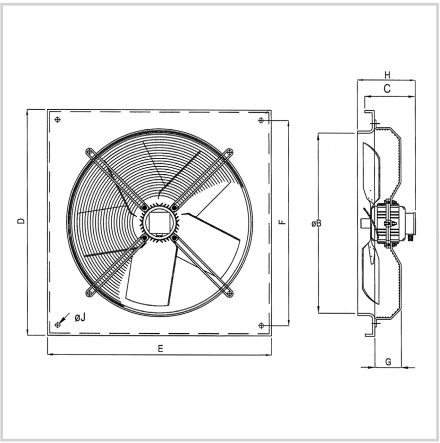

FORNIBILI SU RICHIESTA / *AVAILABLE ON REQUEST*

I ventilatori della serie VLG 900, presentano caratteristiche costruttive che ne consentono sia l'utilizzo in applicazioni industriali, che l'installazione in ambienti terziari (officine, negozi, allevamenti, serre) dove vi sia la necessità dell'impiego di un ventilatore di facile installazione, bassi consumi e livelli di pressione sonora ridotti. Ventola con pale in alluminio e raggiera in acciaio tropicalizzato a cinque pale fino al diametro 650 mm e sette pale per il diametro 710 mm.

The VLG 900 series fans, present constructive characteristics that allow both the utilization in the industrial applications and the installations in the tertiary environments (workshops, stores, breedings, glasshouses) where there is the real necessity of the employment of a fan with easy installation, low consumptios, and reduced noise pressure levels. Fan with blades made of aluminium and radiant crow made of galvanised steel with five blades till the diameter of 650 mm and with seven blades till the diameter of 710 mm.

Articolo Monofase *Art. Single- Phase*	**Articolo Trifase** *Art. Three-Phase*	**Watt Assorb.** *Absorbed Watt*	**Ø Ventola** *Ø Impeller*	**Giri** *Rpm*	**Port. max m³/h** *Max flow m³/h*	**B**	**C**	**D-E**	**F**	**G**	**H**	**Ø J**	**dB(A)**
230 V	**230/400 V**												
VLG.900	**VLG.950**	160	250 A	2800	2300	255	70	350	300	55	95	7	61
VLG.901	**VLG.951**	160	250 P	2800	2300	255	70	350	300	55	95	7	61
VLG.902	**VLG.952**	29	250 A	1400	1000	255	70	350	300	55	95	7	49
VLG.903	**VLG.953**	29	250 P	1400	1000	255	70	350	300	55	95	7	49
VLG.904	**VLG.954**	280	310 A	2800	4000	320	185	400	350	55	210	7	71
VLG.905	**VLG.955**	280	310 P	2800	4000	320	185	400	350	55	210	7	71
VLG.906	**VLG.956**	90	310 A	1380	2200	320	70	400	350	55	95	7	55
VLG.907	**VLG.957**	90	310 P	1380	2200	320	70	400	350	55	95	7	55
VLG.910	**VLG.958**	130	350 A	1410	2500	360	70	450	400	55	95	7	52
VLG.911	**VLG.959**	130	350 P	1410	2500	360	70	450	400	55	95	7	52
VLG.912	**VLG.960**	220	400 A	1390	5300	410	185	500	450	70	210	7	60
VLG.913	**VLG.961**	220	400 P	1390	5300	410	185	500	450	70	210	7	60
VLG.914	**VLG.962**	80	400 A	900	3500	410	185	500	450	70	210	7	52
VLG.915	**VLG.963**	80	400 P	900	3500	410	185	500	450	70	210	7	52
-	**VLG.964**	270	445 A	1370	5800	451	185	550	500	70	210	7	63
-	**VLG.965**	270	445 P	1370	5800	451	185	550	500	70	210	7	63
VLG.916	**VLG.966**	490	445 A	1400	8000	451	205	550	500	100	245	7	68
VLG.917	**VLG.967**	490	445 P	1400	8000	451	205	550	500	100	245	7	68
VLG.918	**VLG.968**	237	445 A	900	5300	451	205	550	500	100	240	7	58
VLG.919	**VLG.969**	237	445 P	900	5300	451	205	550	500	100	240	7	58
VLG.920	**VLG.970**	610	497 A	1420	10000	503	205	600	550	100	240	9	64
VLG.921	**VLG.971**	610	497 P	1420	10000	503	205	600	550	100	240	9	64
VLG.922	**VLG.972**	300	497 A	905	6000	503	205	600	550	100	240	9	58
VLG.923	**VLG.973**	300	497 P	905	6000	503	205	600	550	100	240	9	58
-	**VLG.974**	900	552 A	1420	13400	559	220	680	630	100	255	9	71
-	**VLG.975**	900	552 P	1420	13400	559	220	680	630	100	255	9	71
-	**VLG.976**	800	552 A	1370	11000	559	205	680	630	100	240	9	67
-	**VLG.977**	800	552 P	1370	11000	559	205	680	630	100	240	9	67
VLG.926	**-**	350	552 A	910	8000	559	205	680	630	100	240	9	61
VLG.927	**-**	350	552 P	910	8000	559	205	680	630	100	240	9	61
-	**VLG.978**	400	552 A	910	8000	559	205	680	630	100	240	9	61
-	**VLG.979**	400	552 P	910	8000	559	205	680	630	100	240	9	61
-	**VLG.980**	1100	627 A	907	17500	634	220	730	680	100	255	9	73
-	**VLG.981**	1100	627 P	907	17500	634	220	730	680	100	255	9	73
VLG.928	**VLG.982**	500	627 A	907	12100	634	205	730	680	100	240	9	62
VLG.929	**VLG.983**	500	627 P	907	12100	634	205	730	680	100	240	9	62
-	**VLG.984**	850	703 A	850	18500	710	185	950	900	90	250	9	70
-	**VLG.985**	850	703 P	850	18500	710	185	950	900	90	250	9	70

ELETTROVENTILATORI ELICOIDALI MONTATI SU PANNELLO QUADRO

HELICAL ELECTRIC FANS FITTED TO SQUARE PANEL



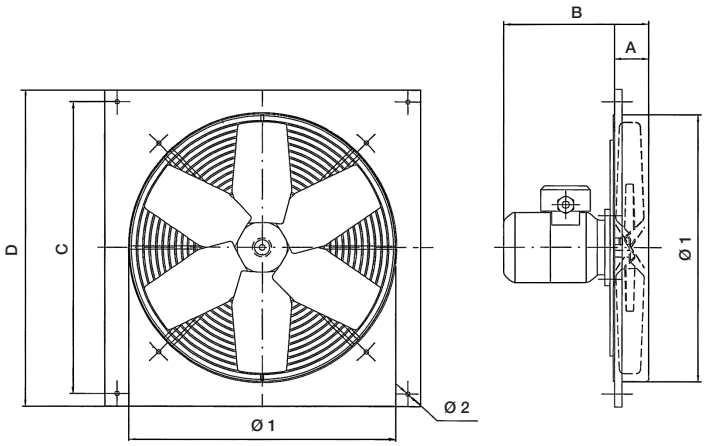

Per ventilazione ed estrazione d'aria da ambienti civili ed industriali. Dotati di griglia antinfortunistica in acciaio.
È possibile cambiare il senso del flusso d'aria mediante inversione della rotazione del motore.

For ventilation and extraction of air from civil and industrial environments. Equipped with steel safety grille.
The air flow direction can be changed by inverting the motor rotation.

Articolo *Art.*	**Watt Resi** *Watt given*	**Poli** *Poles*	**Ø Ventola** *Ø Impeller*	**Vers.**	**Port. m³/h** *Flow m³/h*	**Motore HP** *Motor HP*	**A**	**B**	**C**	**D**	**Ø 1**	**Ø 2**	**dB (A)**
VLG.604	30	4	250	V.230	900	0.04	53	87	280	320	272	7	53
VLG.605	40	4	300	V.230	1500	0.05	54	86	330	370	322	7	57
VLG.606	60	4	300	V.230 V.400	1500	0.08	54	176	330	370	322	7	58
VLG.608	60	4	350	V.230	2000	0.08	62	178	390	430	373	7	61
VLG.631	60	4	350	V.230 V.400	2000	0.08	62	178	390	430	373	7	61
VLG.612	90	4	400	V.230	2500	0.12	60	185	460	500	420	7	65
VLG.633	90	4	400	V.230 V.400	2500	0.12	60	185	460	500	420	7	65
VLG.634	180	4	450	V.230	3500	0.25	80	200	500	550	470	11	70
VLG.635	180	4	450	V.230 V.400	3500	0.25	80	200	500	550	470	11	70
VLG.636	250	4	500	V.230	4500	0.35	90	200	590	640	520	11	74
VLG.637	250	4	500	V.230 V.400	4500	0.35	90	200	590	640	520	11	74
VLG.638	180	6	500	V.230 V.400	3500	0.25	90	200	590	640	520	11	63
VLG.640	750	4	600	V.230	9000	1.00	110	220	680	730	620	11	78
VLG.641	750	4	600	V.230 V.400	9000	1.00	110	220	680	730	620	11	78
VLG.642	370	6	600	V.230 V.400	5000	0.50	110	240	680	730	620	11	66

PANNELLO QUADRO PER ELETTROVENTILATORI ELICOIDALI E VENTILATORI ASSIALI

SQUARE PANEL FOR HELICAL ELECTRIC FANS AND AXIAL BLOWERS



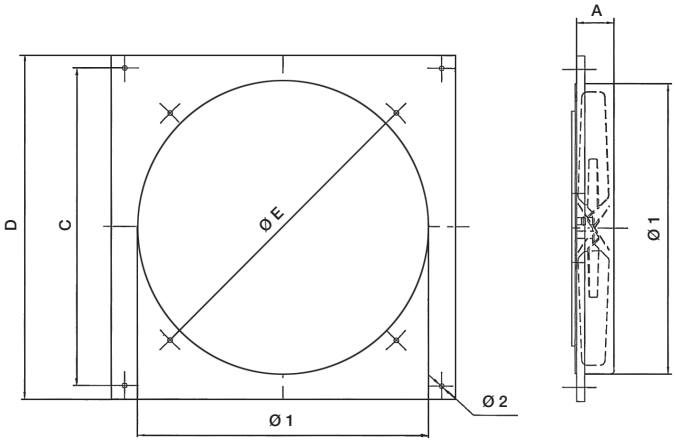

Articolo *Art.*	Ventilatore Ø Pala *Ø Fan Blade*	A	C	D	Ø E	Ø 1	Ø 2
TQ.250	Ø 250	53	280	320	305	272	7
TQ.300	Ø 300	54	330	370	362	322	7
TQ.350	Ø 350	62	390	430	411	373	7
TQ.400	Ø 400	60	460	500	455	420	7
TQ.450	Ø 450	80	500	550	510	470	11
TQ.500	Ø 500	90	590	640	560	520	11
TQ.600	Ø 600	110	680	730	670	620	11

Telaio quadro per ventilatori serie VLG 600 e VLG 700 / *Square frame for fans series VLG 600 and VLG 700.*

SERRANDE GRAVITÀ PER ELETTROVENTILATORI ELICOIDALI E VENTILATORI ASSIALI PREMENTI

GRAVITY SHUTTER FOR HELICAL ELECTRIC FANS AND AXIAL BLOWERS



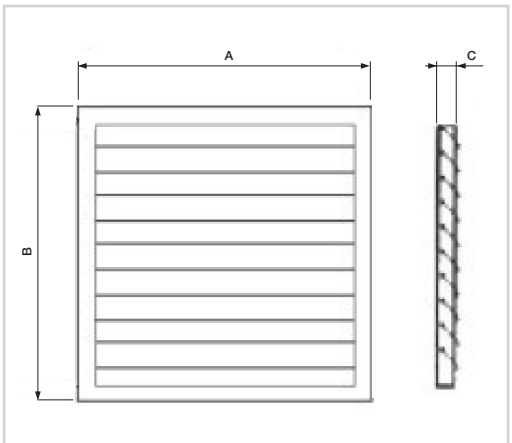

Articolo *Art.*	A	B	C
DSG.25	350	350	50
DSG.31	400	400	50
DSG.35	450	450	50
DSG.40	500	500	50
DSG.45	550	550	50
DSG.50	600	600	50
DSG.56	680	680	50
DSG.63	730	730	50
DSG.71	950	950	50
DSG.80	1050	1050	50

SU RICHIESTA / *ON REQUEST*

TORRINI CENTRIFUGHI A ROTORE ESTERNO

CENTRIFUGAL ROOF FANS WITH EXTERNAL ROTOR



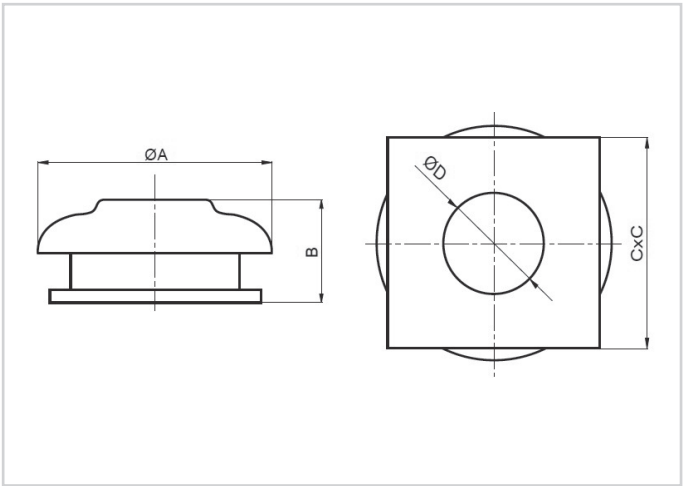

APPLICAZIONI
La serie TR è destinata ad installazioni a tetto per aspirazioni di volumi d'aria relativamente basse in edifici civili e commerciali. Caratterizzata da una costruzione molto compatta e robusta, da un impatto visivo che ben si armonizza con gli edifici a cui è destinato e da una perfetta regolabilità del numero di giri del rotore.

COSTRUZIONE
- Struttura in lamiera in acciaio verniciato
- Girante centrifuga a pale rovesce ad alto rendimento
- Motore elettrico a rotore esterno IP44 cl F regolabile elettronicamente collegato a morsettiera esterna in tecnopolimero IP54.

SPECIFICHE TECNICHE
- Aria convogliata: pulita, non abrasiva
- Temperatura aria: -20°C / +50°C
- Tensione a frequenza d'alimentazione: Versione monofase (M) 230V-50Hz

APPLICATIONS AND ADVANTAGES
TR line is destined to roofing installations to exhaust low air volumes, in civilian and commercial buildings. Characterized by the sturdy and compact construction, a visual impact easy to be harmonized with the buildings and by their perfectly adjustable speed.

CONSTRUCTION
- *Frame in painted metal sheet*
- *High efficiency centrifugal backward curved impeller*
- *External rotor motor IP 44 cl F speed adjustable through electronic speed controller, wired to an external terminal box in techno-polymer IP54.*

TECHNICAL SPECIFICATIONS
- *Conveyed air: clean, not abrasive*
- *Air temperature: -20°C / +50°C*
- *Voltage: Single-phase version (M) 230V-50 Hz*

Articolo *Art.*	**Portata m³/h** *Flow rate m³/h*	**Pm (W)**	**In max (A)**	**db (A)**	**A**	**B**	**C**	**D**
TR.190	425	60	0.26	39	344	210	305	125
TR.220	800	85	0.38	41	450	215	405	145
TR.225	930	133	0.6	43	450	248	405	145
TR.250	1000	220	0.95	45	450	248	405	165

TORRINI CENTRIFUGHI A FLUSSO ORIZZONTALE

HORIZONTAL DISCHARGE CENTRIFUGAL ROOF FANS



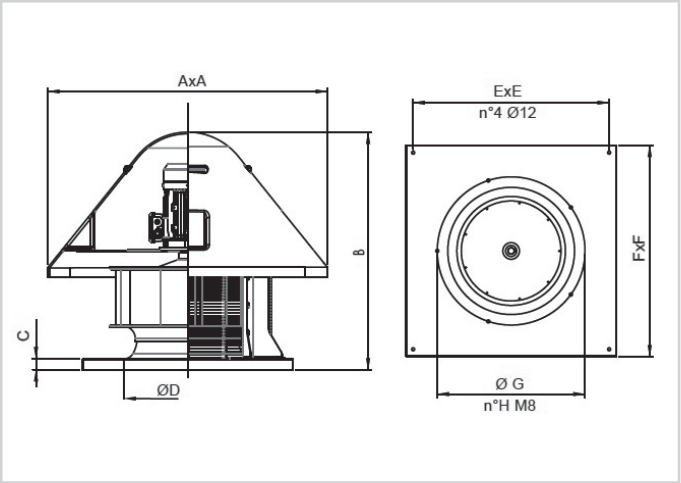

APPLICAZIONI
Questa serie è stata progettata per installazioni a tetto, per aspirazioni canalizzate ma anche dirette, in edifici civili, commerciali ed industriali, quali: uffici, ristoranti, alberghi, centri commerciali, capannoni, impianti industriali, sale macchine, ecc...

SPECIFICHE TECNICHE
- Aria convogliata: pulita o leggermente polverosa
- Temperatura aria convogliata: -20°C/+80°C
- Versione trifase (T) 400V - 50Hz
- Versione monofase (M) 230V - 50Hz
- Funzionamento esclusivamente in estrazione

A RICHIESTA
- Versione senza rete
- Versioni per fumi di incendio
- Versioni con cappello in metallo
- Versioni senza cappello

APPLICATIONS AND ADVANTAGES
Those fans have been designed for roofing installations, for direct or ducted exhaust in civilian, commercial and industrial buildings, as: offices, restaurants, hotels, shopping centers, warehouses, industrial plants, engine rooms etc.

TECHNICAL SPECIFICATIONS
- *Conveyed air: clean or slightly dusty*
- *Temperature conveyed air: -20°C / +80°C*
- *Three phase version (T) 400V - 50Hz*
- *Single-phase version (M) 230V - 50Hz*
- *Only exhausting*

UPON REQUEST
- *Versions without grid*
- *Smoke exhaust version*
- *Versions with metal sheet cover*
- *Versions without cap*

4 POLI (1500RPM) - MONOFASE
4 POLES (1500RPM) - SINGLE-PHASE

Articolo *Art.*	Pm (KW)	In max (A)	Mot (H)	db (A)
D.31M	0.12	1.1	63	51
D.35M	0.25	2.4	71	52
D.40M	0.37	3.1	71	56
D.45M	0.75	5.6	80	60

4 POLI (1500RPM) - TRIFASE
4 POLES (1500RPM) - THREE-PHASE

Articolo *Art.*	Pm (KW)	In max (A)	Mot (H)	db (A)
D.31T	0.12	0.4	63	51
D.35T	0.25	0.8	71	52
D.40T	0.37	1.2	71	56
D.45T	0.75	2.0	80	60
D.50T	1.1	2.8	90	62
D.55T	1.5	3.5	90	68

Articolo *Art.*	A	B	C	Ø D	E	F	Ø G	n°H
D.31	570	490	30	280	360	400	310	3
D.35	670	600	30	300	450	500	330	3
D.40	840	700	35	350	600	650	382	4
D.45	840	730	35	400	600	650	432	4
D.50	1000	840	40	450	710	760	485	5
D.55	1000	840	40	460	710	760	535	5

TORRINI PER IMPIANTISTICA

AXIAL ROOF FANS



APPLICAZIONI
I torrini assiali trovano impiego negli impianti di ventilazione civile ed industriale dove sia necessario aspirare grandi volumi d'aria.

APPLICATIONS
Axial roof fans are widely used in civil and industrial plants where big air volumes are requested.

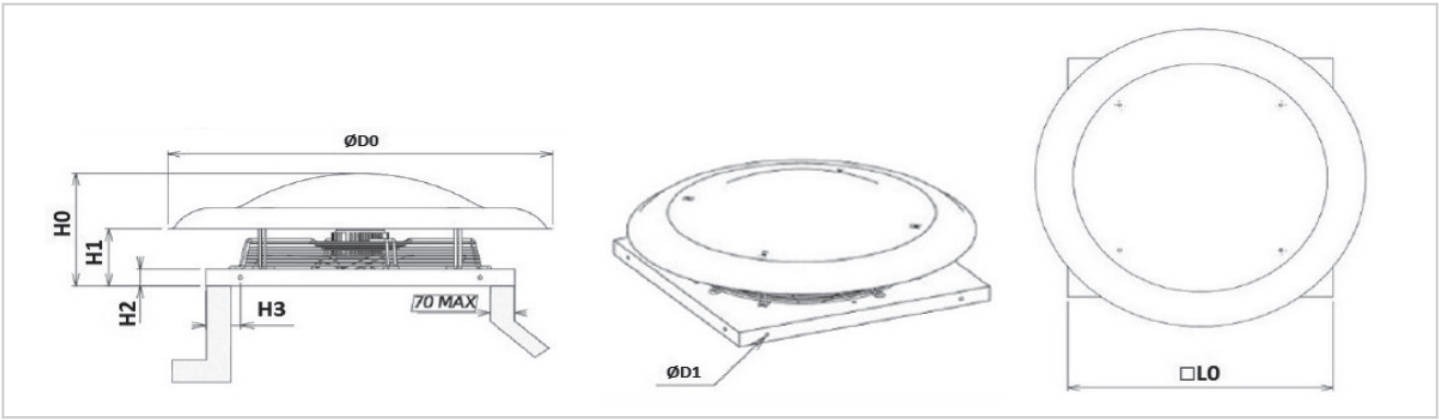

Articolo *Art.*	Volt	Giri *Rpm*	Potenza kW *Power kW*	Ampere
TPI.040	400	1312	0.28	0.63
TPI.050	400	1291	0.66	1.26
TPI.063	400	1400	1.75	3.68
TPI.071	400	852	0.86	2.36
TPI.080	400	889	2.11	4.47
TPI.100	400	720	2.09	4.66

Articolo *Art.*	L0	H0	H1	H2	H3	D0	D1
TPI.040	660	300	138	45	100	700	12
TPI.050	760	345	160	50	100	900	12
TPI.063	890	362	185	55	100	1100	12
TPI.071	950	409	155	50	100	1300	12
TPI.080	1230	518	313	50	185	1300	12
TPI.100	1400	600	335	50	170	1600	12

VENTILATORI TANGENZIALI

TANGENTIAL BLOWERS



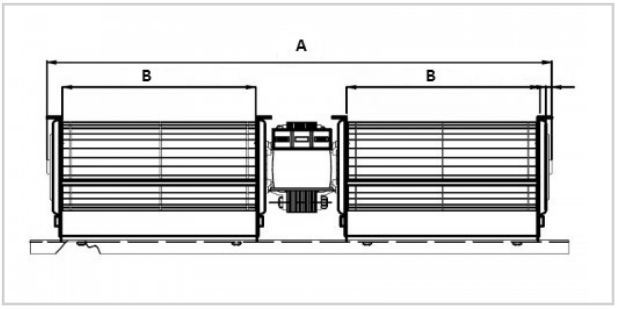

Applicazione: Unità di riscaldamento, refrigerazione e condizionamento, distributori automatici.
Caratteristiche: Motore monofase a poli schermati adatto per servizio continuo.

Application: *Heating, refrigerating and air-conditioning units, automatic dispensers.*
Characteristics: *Single-phase motor with shielded poles suitable for continuous operation.*

DATI ELETTRICI A 50Hz / *ELECTRICAL AT 50Hz*						
Articolo *Art.*	**Modello** *Model*	**Watt assorbiti** *Abs. watt*	**Giri in aria libera** *Rpm*	**m³/h**	**A**	**B**
TZ.225	TGD 60/1 180/30	38	1540	220	470	184
TZ.227	TGD 60/1 270/30	38	1100	248	645	274
TZ.228	TGD 60/1 360/30	32	785	270	825	364
TZ.230	TGD 60/1 300/30	33	910	230	705	300



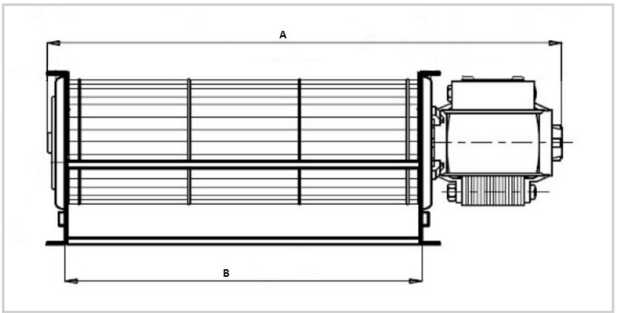

DATI ELETTRICI A 50Hz / *ELECTRICAL AT 50Hz*							
Articolo *Art.*	**Motore** *Motor*	**Modello** *Model*	**Watt assorbiti** *Abs. watt*	**Giri in aria libera** *Rpm*	**m³/h**	**A**	**B**
TZ.110 S	Sinistro/*Left*	TG 60/1 90/15	19	2400	77	161	94
TZ.110 D	Destro/*Right*	TG 60/1 90/15	19	2400	77	161	94
TZ.111 S	Sinistro/*Left*	TG 60/1 120/20	21	2200	95	188	124
TZ.111 D	Destro/*Right*	TG 60/1 120/20	21	2200	95	188	124
TZ.113 S	Sinistro/*Left*	TG 60/1 180/20	22	1720	124	248	184
TZ.113 D	Destro/*Right*	TG 60/1 180/20	22	1720	124	248	184
TZ.114 S	Sinistro/*Left*	TG 60/1 180/30	30	2300	172	253	184
TZ.114 D	Destro/*Right*	TG 60/1 180/30	30	2300	172	253	184
TZ.116 S	Sinistro/*Left*	TG 60/1 270/30	34	1810	221	343	274
TZ.116 D	Destro/*Right*	TG 60/1 270/30	34	1810	221	343	274
TZ.118 S	Sinistro/*Left*	TG 60/1 300/30	35	1630	228	373	300
TZ.118 D	Destro/*Right*	TG 60/1 300/30	35	1630	228	373	300
TZ.117 S	Sinistro/*Left*	TG 60/1 360/30	36	1320	219	433	364
TZ.117 D	Destro/*Right*	TG 60/1 360/30	36	1320	219	433	364

N.B. In foto il motore è sul Lato Destro (D)
N.B. In the picture the motor is on the Right Side (D)

VENTILATORI CENTRIFUGHI

CENTRIFUGAL BLOWERS



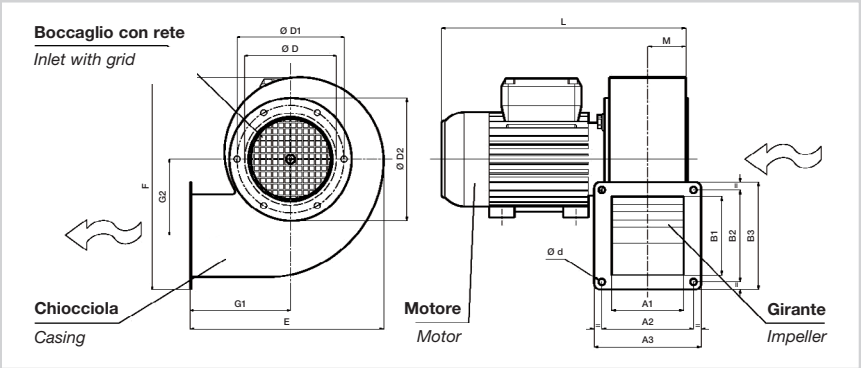

APPLICAZIONI

I piccoli ventilatori centrifughi sono adatti per il convogliamento d'aria pulita e fumi non polverosi, fino alla temperatura massima di 80°C. Trovano il loro impiego in tutte quelle applicazioni industriali dove siano richiesti piccoli volumi di aria con pressioni medio-alte ad esempio macchine utensili, aspirazione o immissione in canalizzazioni, cappe aspiranti, ecc...

COSTRUZIONE

- Cassa in lamiera di acciaio verniciata. Girante a semplice aspirazione, realizzata in lamiera zincata con pale curve in avanti (sirocco).
- Motore asincrono trifase o monofase, grado di protezione IP 55, isolamento classe F, servizio S1, forma B35 (VC.122 - VC.142 forma B5), costruzione a norme IEC/EEC (UNEL MEC).
- Esecuzione 5; accoppiamento diretto con girante a sbalzo.

SPECIFICHE TECNICHE

- Aria convogliata: max 80°C, min -20°C
- Tensione e frequenza d'alimentazione:
  monofase (M) 230V-50 Hz - 2 poli - 3000 giri
  trifase (T) 400V-50 Hz - 2 poli - 3000 giri
- Orientamento standard: LG 270.

A RICHIESTA

- Sedia di supporto (escluso VC.122-VC.142): FF-FO
- Versione alta temperatura
- Rete di protezione (accessorio) - Obbligatorio per l'utilizzo a bocca libera.

APPLICATIONS

Small size centrifugal fans are designed to convey clean air and dustless smokes, up to the maximum temperature of 80°C. They are used in all industrial applications where small air volumes and medium-high pressure are required, for instance machines tool, suction or intake in canalizations, hoods, etc.

CONSTRUCTION

- *Volute in painted metal sheet. Forward curved blade single inlet impeller, in galvanized steel sheet.*
- *Asynchronous three phase or single phase motor, IP 55, insulation class F, service S1, mounting type B35 (VC.122-VC.142 mounting type B5), according to IEC/EEC.*
- *Arrangement 5; direct coupled, discharge angle LG270.*

TECHNICAL SPECIFICATIONS

- *Conveyed air: max 80°C, min -20°C*
- *Voltage and frequency:*
  Single-phase (M) 230V-50 Hz
  Three-phase (T) 400V-50 Hz
- *Standard discharge angle: LG 270.*

UPON REQUEST

- *Fan support (excluded VC.122-VC.142): FF-FO.*
- *High temperature version*
- *Protection grid (accessory) mandatory for free air.*

Articolo *Art.*	A1	B1	A2	B2	A3	B3	Ø d	Ø D	Ø D1	Ø D2	E	F	G1	G2	L	M
122	80	80	96	96	115	115	8.2	119	136	150	205	238	93	84	254	43
142	90	90	112	112	130	130	8.2	129	155	170	219	252	109	92	271	48
152	108	108	137	137	160	160	8.2	150	175	190	252	290	129	98	301	57
162	108	108	137	137	160	160	8.2	150	175	190	252	290	129	98	329	57
182	118	118	147	147	170	170	8.2	169	200	215	288	334	142	118	358	63
202	137	137	171	171	200	200	8.2	189	220	242	327	376	162	136	410	73

Monofase / *Single-phase*

Articolo *Art.*	Pm (KW)	In max (A)	Mot (H)	db (A)
VC.122M	0.09	0.8	56	60
VC.142M	0.18	0.85	63	68
VC.152M	0.25	3.6	63	70
VC.162M	0.55	5.2	71	71

Trifase / *Three-phase*

Articolo *Art.*	Pm (KW)	In max (A)	Mot (H)	db (A)
VC.122T	0.09	0.29	56	60
VC.142T	0.18	0.65	63	68
VC.152T	0.25	1.35	63	70
VC.162T	0.55	1.9	71	71
VC.182T	1.1	2.5	80	74
VC.202T	1.5	3.1	90	77

Orientamento standard LG 270 / *Standard discharge angle LG 270*

RD	RD 0	RD 45	RD 90	RD 135	RD 180	RD 225	RD 270	RD 315
LG	LG 0	LG 45	LG 90	LG 135	LG 180	LG 225	LG 270	LG 315

PRESTAZIONI (1 Mm H_2O= 9,8 Pa)
Le prestazioni indicate nei diagrammi si riferiscono ad aria alla temperatura di 15°C ed all' altitudine di O mt s.l.m., e sono state ottenute in installazioni di tipo "D in assenza di reti e accessori.

PERFORMANCES1 (1 Mm H_2O= 9,8 Pa)
Performances shown in the selection diagrams refer to air at 15°C temperature and 0 mt a.s.l. altitude, and they were obtained in installation type "D" with no grid nor accessories.

TOLLERANZE: prestazioni aerauliche e rumorosità rientrano nelle tolleranze indicate nella norma DIN 24166, Classe 2.
ATTENZIONE: il livello di pressione sonora è riferito ad una misurazione onnidirezionale in campo libero a 1.5 m dal ventilatore al punto di massimo rendimento con aspirazione e mandata canalizzata.

***TOLERANCES:** performances and sound power levels within the tolerances allowed by the DIN 24166 standard for Class 2.*
***ATTENTION:** sound pressure level in measured in free field at 1.5m from the fan, at maximum efficiency with ducted inlet and outlet*

EFOR 142

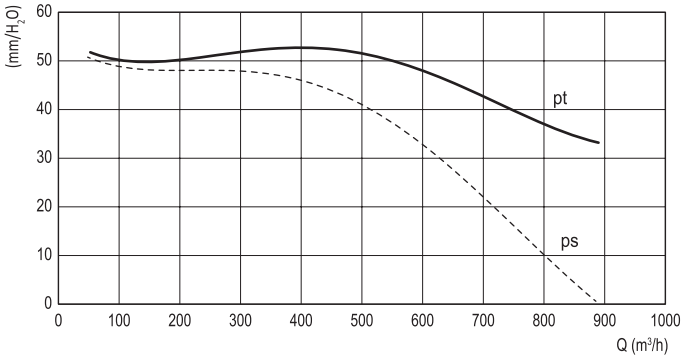

EFOR 122

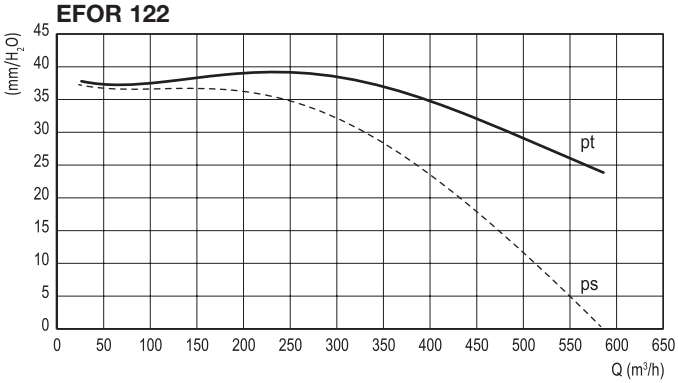

EFOR 162

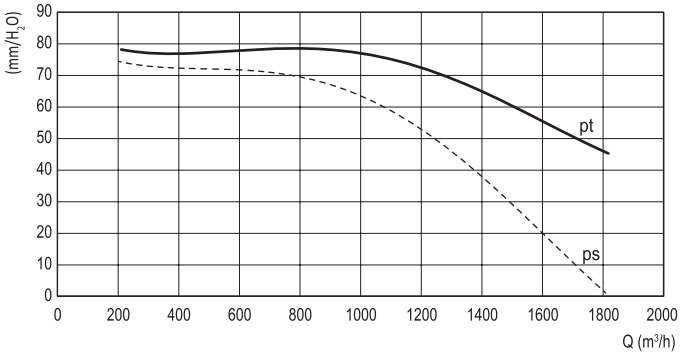

EFOR 152

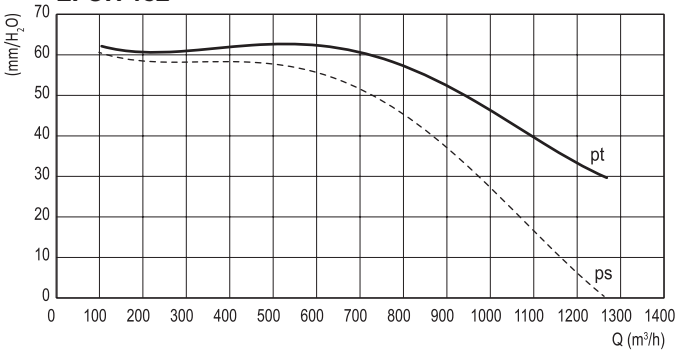

EFOR 202

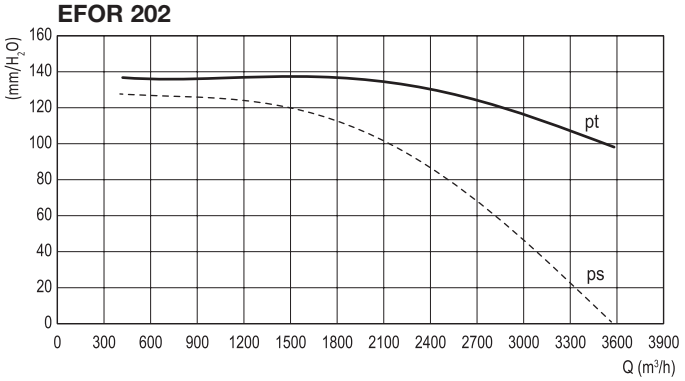

EFOR 182

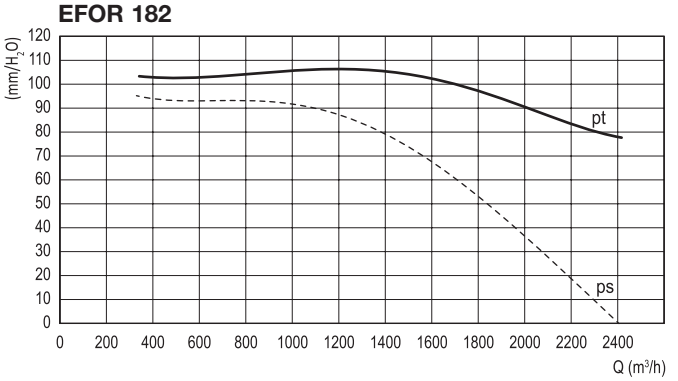

ASPIRATORI CENTRIFUGHI

CENTRIFUGAL ASPIRATORS



IN ESAURIMENTO / *RUNNING OUT*

Impiego: Per l'aspirazione di fumi, vapori, aria, piccoli impianti di depurazione. Ventola costruita in lega leggera stampata. Chiocciola costruita in termoplastico ABS. Motore chiuso a ventilazione esterna. Attacco a flangia nella chiocciola.

Use: *For aspiration of flue gas, steam, air, small purification plants. Impeller made of forged light alloy. Volute made of ABS. Enclosed motor, external ventilation. Flange coupling in volute.*

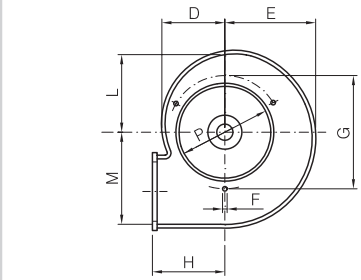

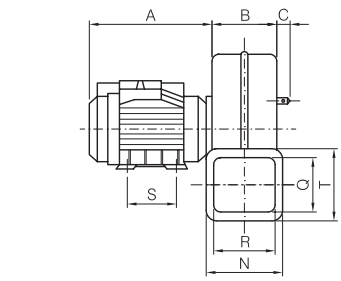

Articolo *Art.*	Giri motore al 1' *Motor RPM*	Portata Max m³h *Max flow m³h*	Prevalenza Max mm H2D *Max Head H2D*	Potenza motore (HP) *Motor Power (HP)*
VC.220	2800	1050	68	0.50 **Monofase** / *Single-phase*
VC.231	2800	1050	68	0.35 **Trifase** / *Three-phase*

A	B	C	D	E	F	G	H	L	M	N	P	Q	R	S	T
195	105	12	90	130	m6	170	100	110	140	130	140	85	100	80	125



IN ESAURIMENTO / *RUNNING OUT*

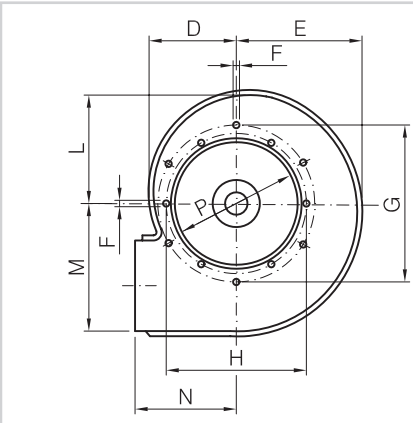

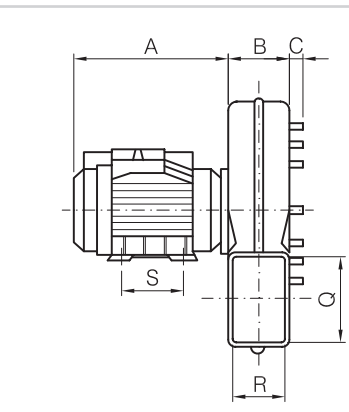

Articolo *Art.*	Giri motore al 1' *Motor RPM*	Portata Max m³h *Max flow m³h*	Prevalenza Max mm H2D *Max Head H2D*	Potenza motore (HP) *Motor Power (HP)*
VC.230	2800	1100	95	0.50 **Monofase** / *Single-phase*
VC.241	2800	1100	95	0.35 **Trifase** / *Three-phase*

A	B	C	D	E	F	G	H	L	M	N	P	Q	R	S
195	75	12	115	140	m6	200	178	132	168	130	155	106	66	80

ASPIRATORI CENTRIFUGHI

CENTRIFUGAL ASPIRATORS



IN ESAURIMENTO / *RUNNING OUT*

Bocca di mandata tonda
Round delivery outlet

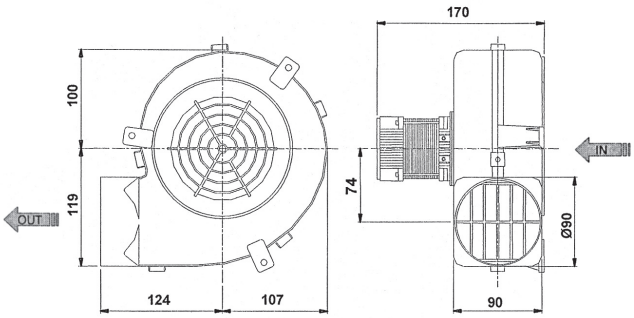

Impiego:
Tavoli da stiro per l'aspirazione di fumi, vapori, piccoli impianti di depurazione, serre.
Motore monofase costruzione B14 - Ventola in alluminio stampata. Chiocciola in ABS o nylon.
Griglie di protezione sia sull'aspirazione che la mandata.

Use:
Ironing boards, smokes and steams suction, little purification systems, greenhouses.
Motor single-phase costruction B14. Printed air propeller in aluminium. Volute in ABS or nylon. Protection grids both on suction inlet and delivery outlet.

Articolo *Art.*	**Bocca di mandata** *Delivery outlet*	**Giri motore al 1'** *Motor RPM*	**Portata Max m³h** *Max flow m³h*	**Prevalenza Max mm H2D** *Max Head H2D*	**Potenza motore (HP)** *Motor Power (HP)*
VC.133	Tonda / *Round*	2900	500	44	0.11



IN ESAURIMENTO / *RUNNING OUT*

Bocca di mandata quadra
Square delivery outlet

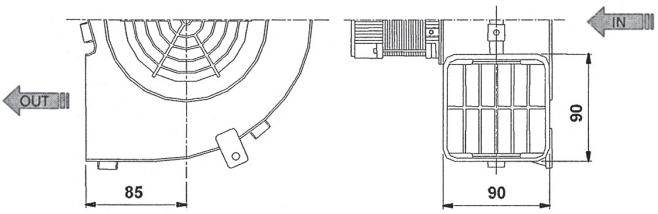

Articolo *Art.*	**Bocca di mandata** *Delivery outlet*	**Giri motore al 1'** *Motor RPM*	**Portata Max m³h** *Max flow m³h*	**Prevalenza Max mm H2D** *Max Head H2D*	**Potenza motore (HP)** *Motor Power (HP)*
VC.134	Quadra / *Square*	2900	500	44	0.11

VENTILATORI CENTRIFUGHI

CENTRIFUGAL BLOWERS

2 POLI 2800 giri

Impiego:
Sistemi di riscaldamento, refrigerazione e condizionamento dell'aria. Distributori automatici, apparecchi elettromedicali, fotocopiatrici e riproduzioni microfilm, essicatoi, aspiratori per cappe, usi industriali vari, ecc.

Particolarità costruttive:
Motore monofase due poli 1 velocità 50 - 60HZ.
Temperatura ambiente di funzionamento da -10°C a +60°C.

2 POLES 2800 RPM

Use:
Heating, refrigeration and air-conditioning systems. Automatic dispensers, electro-medical appliances, photocopiers and microfilm reproduction, dryers, hood extraction units, miscellaneous industrial uses, etc.

Construction details:
Single-phase, two poles motor 50 - 60HZ. Operating ambient temperature between -10°C +60°C.



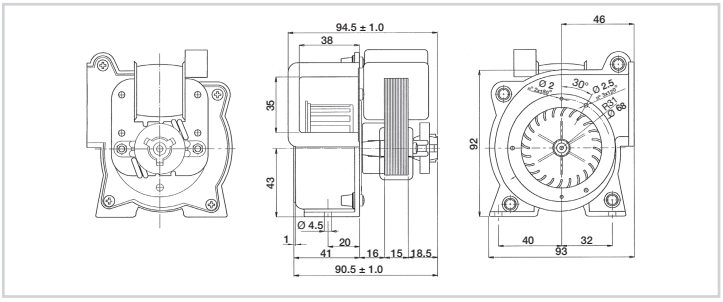

Articolo *Art.*	Materiale *Material*	Watt Assorbiti *Absorbed Watt*	Port. m³/h *Flow m³/h*
VC.410	Nylon / *Nylon*	16	28.5



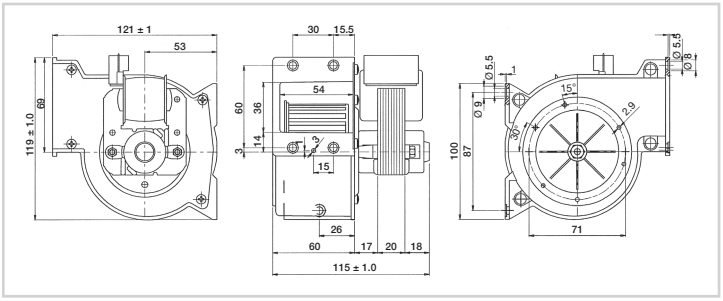

Articolo *Art.*	Materiale *Material*	Watt Assorbiti *Absorbed Watt*	Port. m³/h *Flow m³/h*
VC.420	Nylon / *Nylon*	23	110



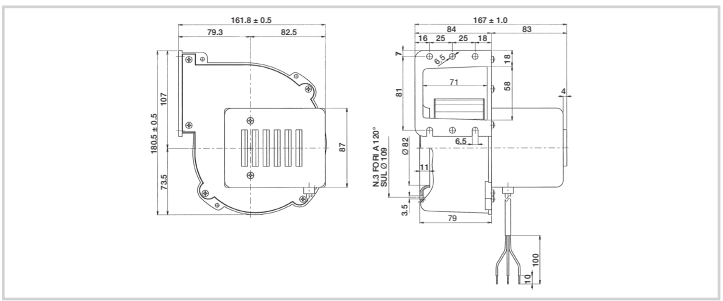

Articolo *Art.*	Materiale *Material*	Watt Assorbiti *Absorbed Watt*	Port. m³/h *Flow m³/h*
VC.430	Alluminio / *Aluminium*	80	238

DELL'ERBA

VENTILATORI CENTRIFUGHI

CENTRIFUGAL BLOWERS

NEW »



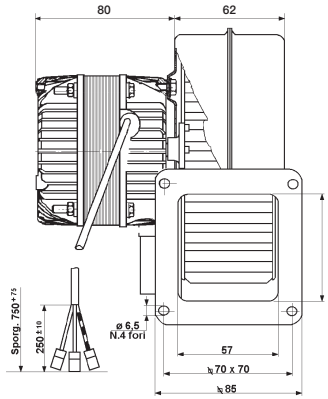

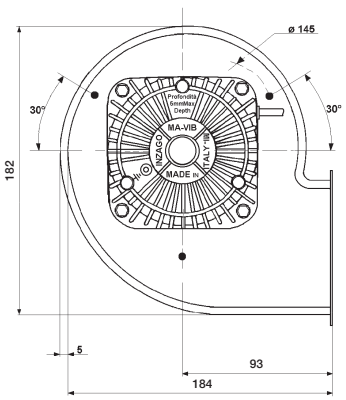

Articolo *Art.*	Materiale *Material*	Watt Assorbiti *Absorbed Watt*	Port. m³/h *Flow m³/h*
VC.431	Alluminio / *Aluminium*	73	277



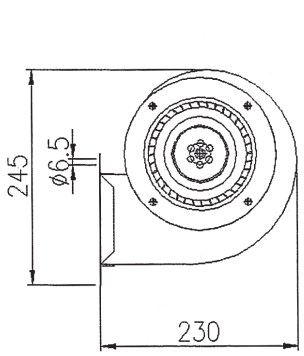

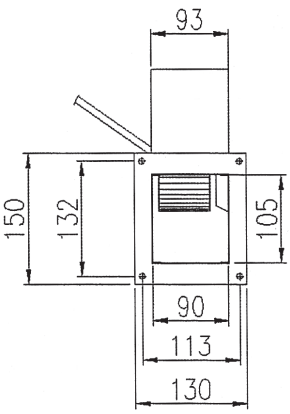

Articolo *Art.*	Materiale *Material*	Watt Assorbiti *Absorbed Watt*	Port. m³/h *Flow m³/h*
VC.432	Lamiera / *Sheet*	120	420

VENTILATORI CENTRIFUGHI A DOPPIA ASPIRAZIONE

DUAL-SUCTION CENTRIFUGAL FANS



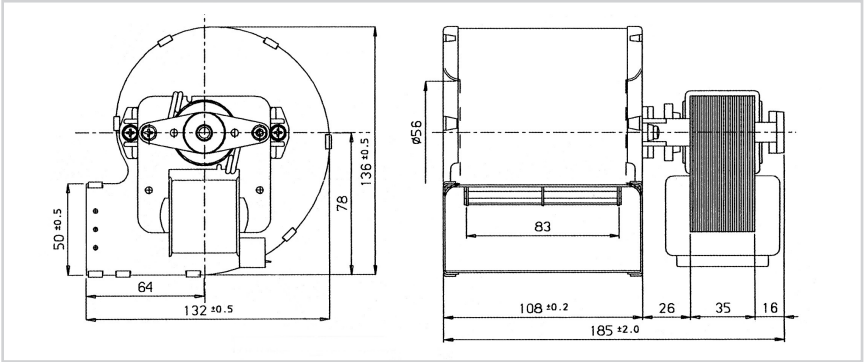

MOTORE MONOFASE A 1 VELOCITÀ / *1 SPEED SINGLE-PHASE MOTOR*

Articolo *Art.*	**Watt assorb.** *Abs. Watt*	**Port. aspiratore m³/h** *Air flow rate m³/h*	**Milliampere** *m/A*	**Senso di rotazione** *Direction of rotation*	**Giri/min** *RPM*	**Poli** *Poles*
VC.443	114	258	1140	**Destro** / *Right*	2670	2
VC.444	114	258	1140	**Sinistro** / *Left*	2670	2



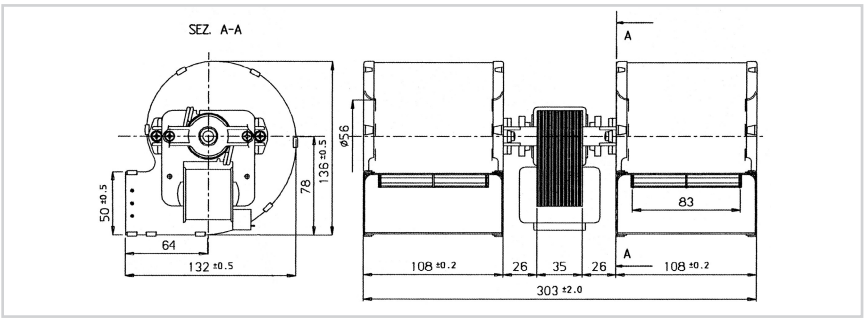

Articolo *Art.*	**Watt assorb.** *Abs. Watt*	**Port. aspiratore m³/h** *Air flow rate m³/h*	**Milliampere** *m/A*	**Senso di rotazione** *Direction of rotation*	**Giri/min** *RPM*	**Poli** *Poles*
VC.445	133	450	1220	**Destro** / *Right*	2300	2

REGOLATORE DI VELOCITÀ PER VENTILATORI E TANGENZIALI

ELECTRONIC SPEED CONTROL FOR CENTRIFUGAL AND TANGENTIAL FANS



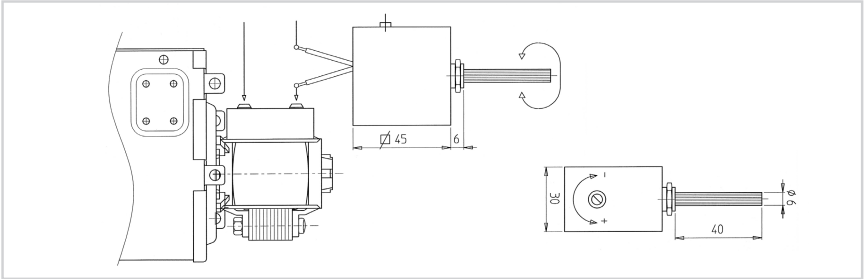

Articolo / *Art.*	**Watt Max** / *Max Watt*	**Amp.**	**Dimensioni mm** / *Dimensions mm*
RES.01	200	0 - 1.4	30x45x91

DELL'ERBA

REGOLATORI DI VELOCITÀ PER ELETTROVENTILATORI AD 1 VELOCITÀ

REGULATORS FOR 1 SPEED ELECTRICAL FANS

SONO UTILIZZABILI SU TUTTI I MOTORI MONOFASE, COMPRESA LA NOSTRA SERIE TRM-VC.
THEY CAN BE USED ON SINGLE-PHASE MOTORS, INCLUDING OUR TRM-VC SERIES.



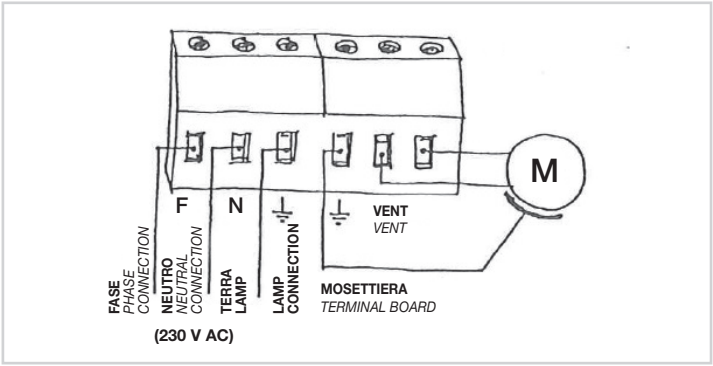

Articolo / *Art.*	Amp Max	L mm	P mm	H mm
RES.04	01 ÷ 4	110	76	50



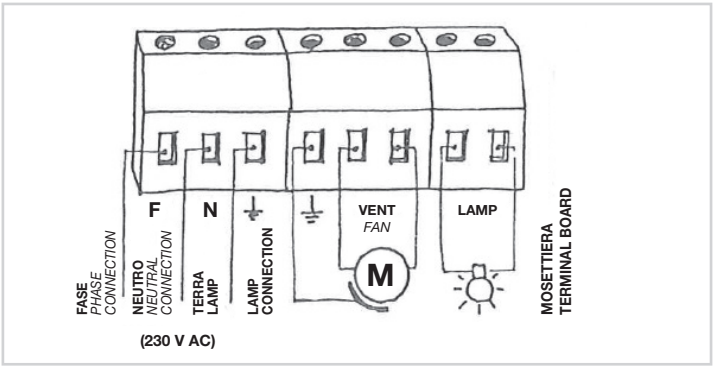

Articolo / *Art.*	Amp Max	L mm	P mm	H mm
RES.08	02 ÷ 8	132	90	62

REGOLATORE DI VELOCITÀ PER VENTILATORI "EC"

POTENTIOMETER FOR ADJUSTING THE SPEED FOR FANS "EC"



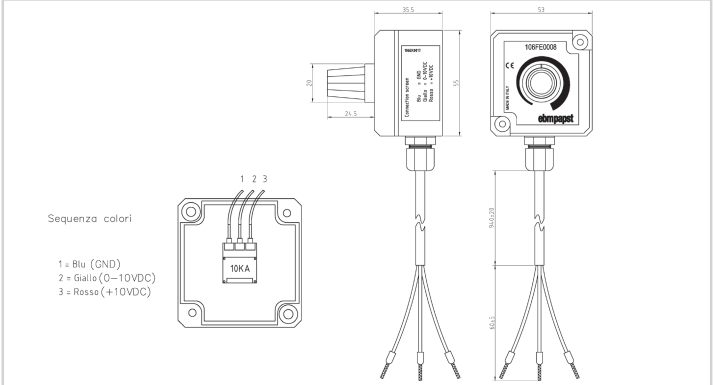

VENTILATORI CENTRIFUGHI

CENTRIFUGAL BLOWERS



DIRETTAMENTE ACCOPPIATI IN SERIE UNIFICATA
DIRECTLY COUPLED IN UNIFIED SERIES

Impiego:
Per estrazioni e/o immissione aria pulita su impianti di ventilazione civili ed industriali.

Use:
For extraction or intake of clean air in civil and industrial ventilation systems.

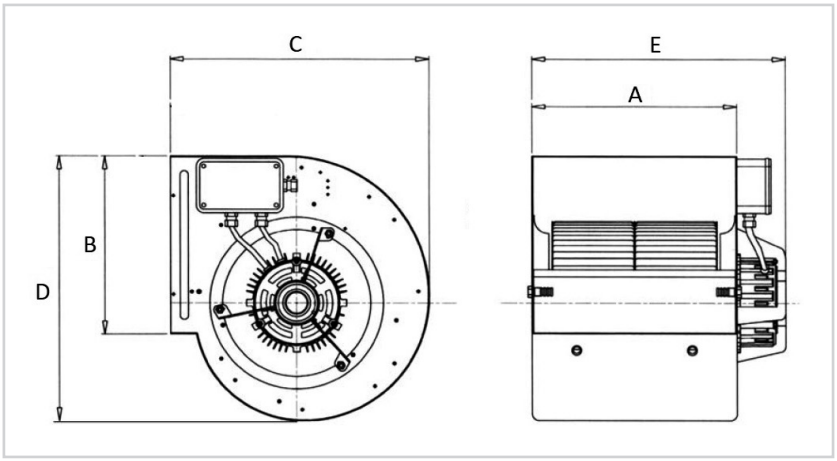

Articolo *Art.*	**Serie** *Series*	**Watt**	**Poli** *Poles*	**Amp.**	**Velocità** *Speed*	**Portata M³/H** *Air flow rate M³/H*	**A**	**B**	**C**	**D**	**E**
VC.511	DD7/7	145	MON. 4	1.3	3	1600	232	208	316.5	325	299
VC.515	DD9/7	250	MON. 6	1.5	3	1900	232	261	378	392	303
VC.520	DD9/9	250	MON. 6	2.25	3	2000	298	262	380.5	387	385
VC.525	DD9/9	300	MON. 4	3.5	1	2800	298	262	380.5	387	385
VC.526	DD10/8	550	MON. 4	3.8	1	3200	265	289	424.5	443	360
VC.530	DD10/10	245	MON. 6	3.8	1	3000	331	289	426.5	443	400
VC.535	DD10/10	373	MON. 4	4.8	1	3200	331	289	426.5	443	400
VC.536	DD12/9	736	MON. 6	6	1	5000	309	341.5	492.5	521	380
VC.537	DD12/9	1100	TRIF. 6	5.7	1	7000	309	341.5	492.5	521	380
VC.538	DD12/12	570	MON. 6	3.8	1	7500	395	341.5	492.5	521	470
VC.540	DD12/12	1100	TRIF. 6	5.7	1	8200	395	341.5	492.5	521	470

Mon. = Monofase / *Single-phase* **Trif. = Trifase /** *Three-phase*

ELETTROVENTILATORI NICOTRA CON MOTORE A STATORE ROTANTE

NICOTRA ELECTRIC BLOWERS WITH ROTATING STATOR MOTOR



PER CAPPE ASPIRANTI CIVILI ED INDUSTRIALI
FOR CIVIL AND INDUSTRIAL EXTRACTION HOODS

Motore monofase a 1 velocità variabile mediante regolatore (fornibile su richiesta nostra serie RES).
4 poli - 1400 giri - esecuzione chiusa - grado di protezione IP44-IP55.

Single-phase, 1 speed motor variable by means of regulator (available on request our RES serie).
4 poles - 1400 RPM - enclosed operation - insulation standard IP44 - IP55.

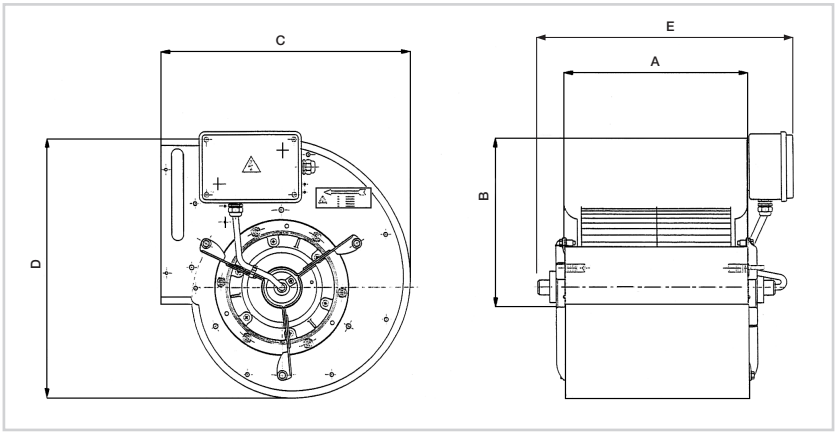

Articolo *Art.*	Serie *Series*	Watt	Poli *Poles*	Amp.	Velocità *Speed*	Portata M^3/H *Air flow rate* M^3/H	A	B	C	D	E
VC.560 *	DDM 7/7	150	MON. 4	1.3	1	1600	232	208	316.5	325	299
VC.565 *	DDM 9/7	420	MON. 4	2.25	1	2000	232	261	378	392	303
VC.570 *	DDM 9/9	420	MON. 4	3.5	1	2800	298	262	380.5	387	317
VC.575	DDM 10/8	550	MON. 4	3.8	1	3000	265	289	424.5	443	360
VC.580 *	DDM 10/10	550	MON. 4	4.8	1	3200	331	289	426.5	443	400
VC.581	DDM 10/10	315	MON. 6	2.9	1	3700	331	389	426.5	443	400

*** Velocità regolabile esclusivamente con ns. art. POT.10 -** *Speed adjustable only with our art. POT.10*

FLANGE PER ELETTROVENTILATORI CENTRIFUGHI SERIE DD-DDM

FLANGES FOR CENTRIFUGAL ELECTRIC FANS SERIES DD-DDM



Articolo *Art.*	Serie *Series*
F7.7	7/7
F9.7	9/7
F9.9	9/9
F10.8	10/8
F10.10	10/10
F12.9	12/9
F12.12	12/12

VENTILATORI CENTRIFUGHI TRASMISSIONE A CINGHIA

DOUBLE INLET CENTRIFUGAL FANS

NEW »



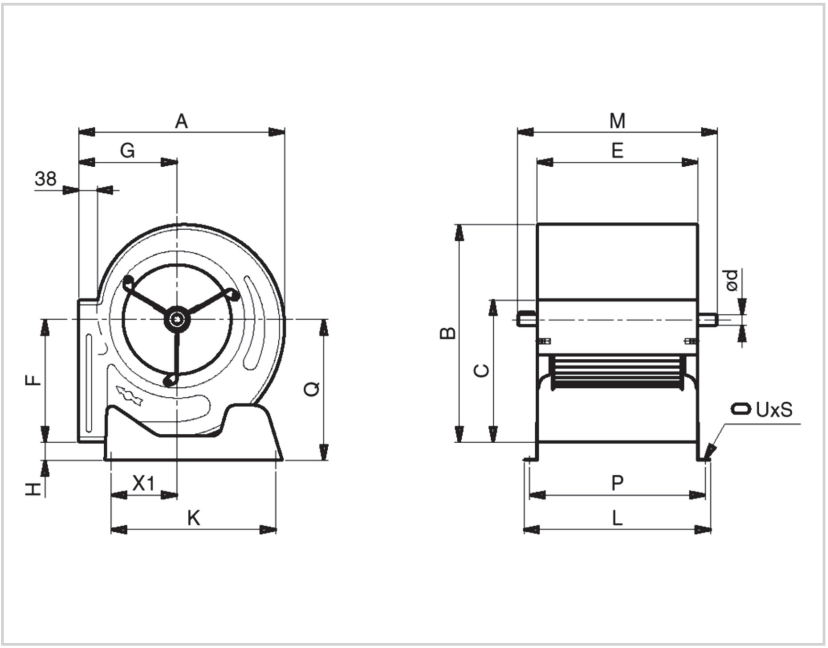

Articolo *Art.*	Modello *Model*	A	B	C	E	F	G	H	L	M	P	Q	K	X1	Ø d	UXS
TA.77	TA7/7 701301M	316	325	208	232	186	153	17	282	340	258	203	225	117	20	11X16
TA.97	TA9/7 701303M	380	387	262	232	215	185	38	282	340	258	253	300	119	20	11X16
TA.99	TA9/9 701305M	380	387	262	298	215	185	38	348	394	324	253	300	119	20	11X16
TA.108	TA10/8 701307M	425	443	289	265	249	203	38	315	355	291	287	340	136	20	11X16
TA.1010	TA10/10 701309M	425	443	289	331	249	203	38	381	420	357	287	340	136	20	11X16
TA.129	TA12/9 701311M	491	521	341	309	294	230	38	359	420	335	332	408	161	25	11X16
TA.1212	TA12/12 701313M	491	521	341	395	294	230	38	445	510	421	332	408	161	25	11X16
TA.1511	TA15/11 701315M	569	609	404	373	342	264	38	423	510	399	380	495	197	25	11X16
TA.1515	TA15/15 701317M	569	609	404	471	342	264	38	521	608	497	380	495	197	25	11X16
TA.1813	TA18/13 701319M	684	739	478	430	415	314	42	480	567	456	457	608	262	25	11X16
TA.1818	TA18/18 701321M	684	739	478	557	415	314	42	607	694	583	457	608	262	25	11X16

NB: Attenzione, tutti gli accessori (supporto base, supporto motore, flange, kit viteria) sono fornibili solo su richiesta.
NB: Attention, all accesories (base supports, engine supports, flanges, screw kit) are provided only on request.

PER QUOTAZIONI CONTATTARE I NOSTRI UFFICI
PLEASE CONTACT OUR OFFICES FOR A QUOTATION

VENTILATORI CENTRIFUGHI TRASMISSIONE A CINGHIA

DOUBLE INLET CENTRIFUGAL FANS

NEW »



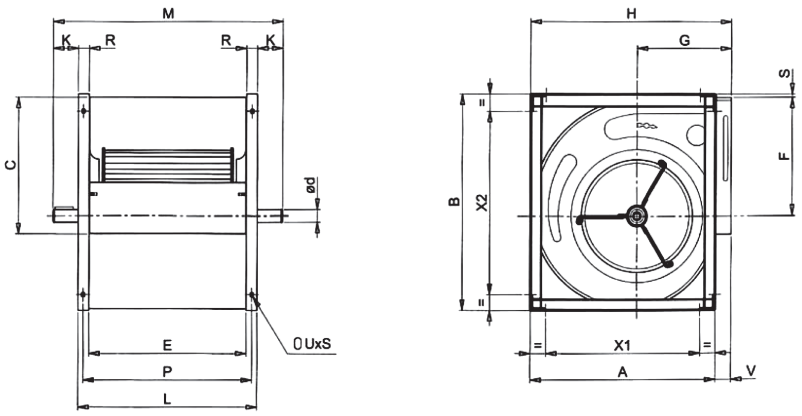

Articolo *Art.*	Modello *Model*	A	B	C	E	F	G	H	L	M	P	R	S	V	K	X1	X2	Ø d	UXS
TAR.77	TA/R 7/7 702301M	285	337	208	232	186	153	321	272	394	254	20	6	36	59	210	262	20	9X12
TAR.97	TA/R 9/7 702303M	349	399	262	232	215	185	385	272	394	254	20	6	36	59	274	324	20	9X12
TAR.99	TA/R 9/9 702305M	349	399	262	298	215	185	385	338	460	320	20	6	36	61	274	324	20	9X12
TAR.108	TA/R 10/8 702307M	395	455	289	265	249	203	431	305	425	287	20	6	36	60	330	390	20	9X12
TAR.1010	TA/R10/10 702309M	395	455	289	331	249	203	431	371	490	353	20	6	36	59	330	390	20	9X12
TAR.129	TA/R 12/9 702311M	461	533	341	309	294	230	497	365	495	339	20	6	36	65	371	443	25	11X16
TAR.1212	TA/R12/12 702313M	461	533	341	395	294	230	497	451	585	425	20	6	36	67	371	443	25	11X16
TAR.1511	TA/R15/11 702315M	539	621	404	373	342	264	575	429	585	403	20	6	36	78	449	531	25	11X16
TAR.1515	TA/R 15/15 702317M	539	621	404	471	342	264	575	527	685	501	20	6	36	79	449	531	25	11X16
TAR.1813	TA/R 18/13 702319M	654	751	478	430	415	314	690	506	666	470	20	6	36	80	544	641	25	11X16
TAR.1818	TA/R 18/18 702321M	654	751	478	557	415	314	690	633	790	597	20	6	36	78	544	641	25	11X16

PER QUOTAZIONI CONTATTARE I NOSTRI UFFICI

PLEASE CONTACT OUR OFFICES FOR A QUOTATION

VENTILATORI CENTRIFUGHI TRASMISSIONE A CINGHIA BINATI

DOUBLE INLET CENTRIFUGAL FANS 2 WHEELS

NEW »



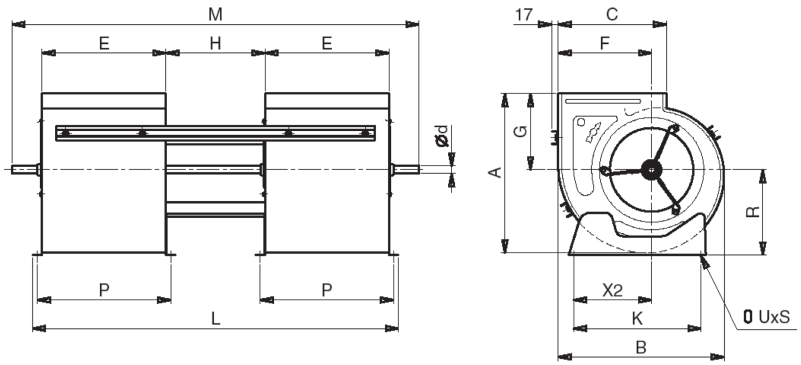

Articolo *Art.*	Modello *Model*	A	B	C	E	F	G	H	L	M	P	R	K	X2	Ø d	UXS
ATG.77	7/7 6029L8	316	325	208	232	186	153	184	698	808	258	169	225	86	20	11X16
ATG.97	9/7 6029L9	380	387	262	232	215	185	184	698	808	258	199	300	124	20	11X16
ATG.99	9/9 6029M0	380	387	262	298	215	185	244	890	1000	324	199	300	124	20	11X16
ATG.108	10/8 6029M1	425	443	289	265	249	203	214	794	904	291	227	340	132	20	11X16
ATG.1010	10/10 6029F2	425	443	289	331	249	203	264	976	1086	357	227	340	390	20	11X16
ATG.129	12/9 6029C3	491	521	341	309	294	230	244	912	1082	335	266	408	443	25	11X16
ATG.1212	12/12 602961	491	521	341	395	294	230	324	1164	1334	425	266	408	443	25	11X16
ATG.1511	15/11 6029M2	569	609	404	373	342	264	294	1190	1260	399	309	495	531	25	11X16
ATG.1515	15/15 6029G4	569	609	404	471	342	264	384	1376	1546	497	309	495	531	25	11X16
ATG.1813	18/13 6029M3	684	739	478	430	415	314	343	1253	1423	456	376	608	641	25	11X16
ATG.1818	18/18 602966	684	739	478	557	415	314	458	1622	1792	583	376	608	641	25	11X16

PER QUOTAZIONI CONTATTARE I NOSTRI UFFICI
PLEASE CONTACT OUR OFFICES FOR A QUOTATION

VENTILATORI CENTRIFUGHI TRASMISSIONE A CINGHIA BINATI

DOUBLE INLET CENTRIFUGAL FANS 2 WHEELS

NEW »



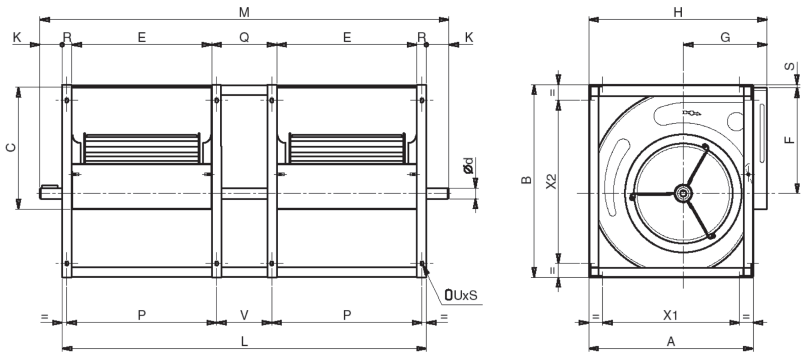

Articolo *Art.*	Modello *Model*	A	B	C	E	F	G	H	L	M	P	Q	R	S	V	K	X1	X2	Ø d	UXS
ATS.77	7/7 605503	285	337	208	232	186	153	317	686	843	254	182	20	6	160	78.5	210	262	20	9X12
ATS.97	9/7 605506	349	399	262	232	215	185	385	684	843	254	180	20	6	158	79.5	274	324	20	9X12
ATS.99	9/9 605508	349	399	262	298	215	185	385	872	1033	320	236	20	6	214	80.5	274	324	20	9X12
ATS.108	10/8 605512	395	455	289	265	249	203	431	773	950	287	203	20	6	181	88.5	330	390	20	9X12
ATS.1010	10/10 605514	395	455	289	331	249	203	431	957	1134	353	255	20	6	233	88.5	330	390	20	9X12
ATS.129	12/9 605518	461	533	341	309	294	230	497	913	1066	339	239	20	6	209	76.5	371	443	25	11X16
ATS.1212	12/12 605520	461	533	341	395	294	230	497	1165	1316	425	319	20	6	289	75.5	371	443	25	11X16
ATS.1511	15/11 605535	539	621	404	373	342	264	575	1094	1243	403	292	20	6	262	74.5	449	531	25	11X16
ATS.1515	15/15 605538	539	621	404	471	342	264	575	1384	1537	501	386	20	6	356	76.5	449	531	25	11X16
ATS.1813	18/13 605546	654	751	478	430	415	314	690	1262	1425	470	326	20	6	286	81.5	544	641	25	11X16
ATS.1818	18/18 605548	654	751	478	557	415	314	690	1647	1805	597	457	20	6	417	79	544	641	25	11X16

PER QUOTAZIONI CONTATTARE I NOSTRI UFFICI
PLEASE CONTACT OUR OFFICES FOR A QUOTATION

VENTILATORI CENTRIFUGHI CON BOCCA QUADRA

DOUBLE INLET CENTRIFUGAL WITH SQUARE-SHAPED

NEW »



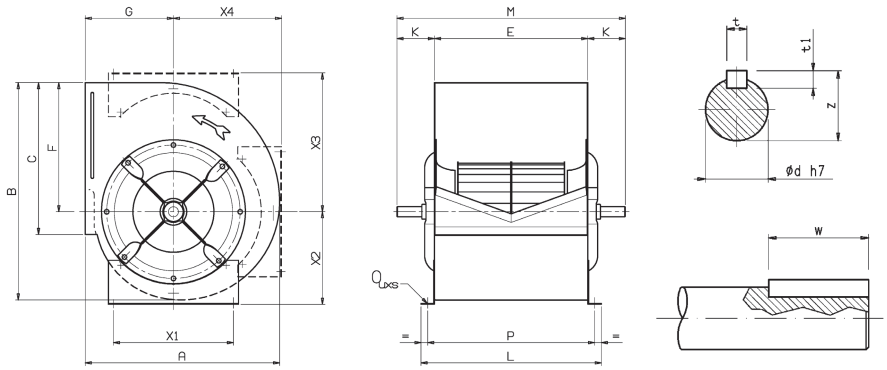

Articolo *Art.*	Modello *Model*	A	B	C	E	F	G	L	M	P	K	X1	X2	X3	X4	t	t1	w	z	Ø d	UXS
ADL.160	160 630000W	282	293	205	205	172	140	265	345	235	70	180	150	204	150	6	6	30	22.5	20	11X16
ADL.180	180 630001W	313	329	229	229	193	153	289	370	259	71	180	164	224	164	6	6	30	22.5	20	11X16
ADL.200	200 630002W	343	364	256	256	215	164	316	420	286	82	224	181	245	184	6	6	30	22.5	20	11X16
ADL.225	225 630003W	381	409	288	288	243	180	348	450	318	81	224	197	274	204	6	6	30	22.5	20	11X16
ADL.250	250 630004W	417	453	322	322	270	195	382	485	352	82	224	210	299	227	6	6	30	22.5	20	11X16
ADL.280	280 630005W	464	508	361	361	302	215	421	555	391	97	280	236	331	255	8	7	40	28	25	11X16
ADL.315	315 630006W	516	572	404	404	340	236	464	600	434	98	280	261	370	283	8	7	40	28	25	11X16
ADL.355	355 630007W	576	645	453	453	383	261	533	675	493	111	355	274	411	320	8	7	40	33	30	11X16
ADL.400	400 630008W	645	725	507	507	432	290	587	725	547	109	355	302	462	359	8	7	40	33	30	11X16
ADL.450	450 630009W	722	817	569	569	486	322	665	815	619	123	530	336	518	407	10	8	50	38	35	13X18
ADL.500	500 630010W	795	906	638	638	538	352	734	885	688	124	530	375	568	448	10	8	50	38	35	13X18
ADL.560	560 630011W	886	1016	715	715	603	390	811	1000	765	143	530	416	634	502	12	8	70	43	40	13X18

PER QUOTAZIONI CONTATTARE I NOSTRI UFFICI
PLEASE CONTACT OUR OFFICES FOR A QUOTATION

VENTILATORI CENTRIFUGHI CON BOCCA QUADRA

DOUBLE INLET CENTRIFUGAL WITH SQUARE-SHAPED

NEW »



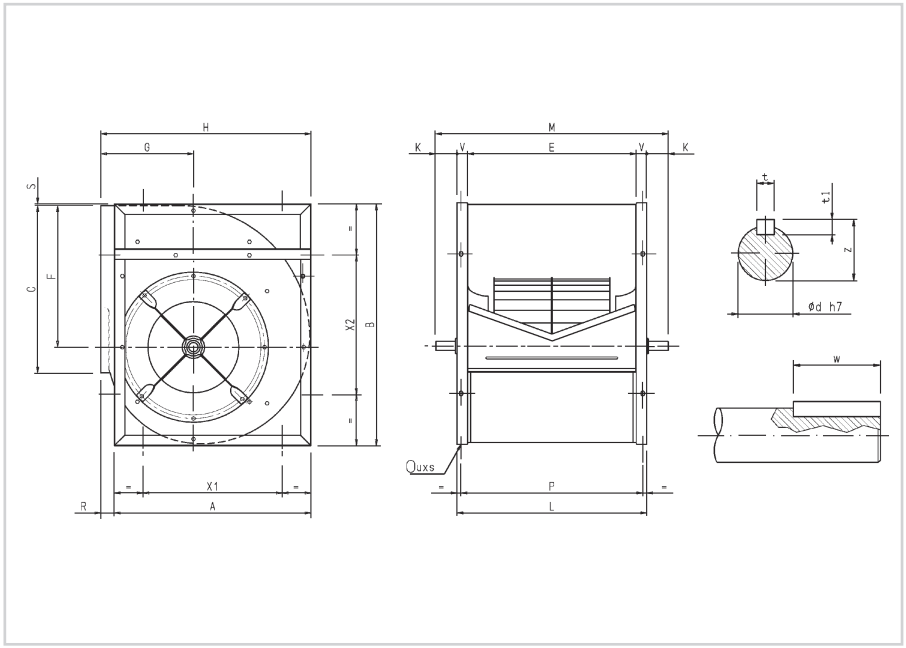

Articolo *Art.*	Modello *Model*	A	B	C	E	F	G	H	L	M	P	R	S	V	K	X1	X2	t	t1	w	z	Ø d	UXS
ADR.160	160 630020W	259	300	205	205	172	140	286	245	345	229	27	5	20	50	180	180	6	6	30	22.5	20	9X12
ADR.180	180 630021W	294	336	229	229	192	152	322	269	370	253	28	5	20	51	180	180	6	6	30	22.5	20	9X12
ADR.200	200 630022W	306	370	256	256	215	164	343	306	420	286	37	4	25	57	224	224	6	6	30	22.5	20	11X16
ADR.225	225 630023W	345	415	288	288	243	180	382	338	450	318	37	3	25	56	224	224	6	6	30	22.5	20	11X16
ADR.250	250 630024W	381	461	322	322	270	195	419	372	485	352	38	4	25	57	224	224	6	6	30	22.5	20	11X16
ADR.280	280 630025W	429	518	361	361	302	215	466	421	555	391	37	5	30	67	280	280	8	7	40	28	25	11X16
ADR.315	315 630026W	480	578	404	404	340	236	518	464	600	434	38	3	30	68	280	280	8	7	40	28	25	11X16
ADR.355	355 630027W	544	655	453	453	383	261	578	533	675	493	34	6	40	71	355	355	8	7	40	33	30	13X18
ADR.400	400 630028W	609	736	507	507	432	290	649	587	725	547	40	5	40	69	355	355	8	7	40	33	30	13X18
ADR.450	450 630029W	679	827	569	569	486	322	726	649	815	619	46	5	40	83	530	530	10	8	50	38	35	13X18
ADR.500	500 630030W	748	918	638	638	538	352	800	718	885	688	51	5	40	84	530	530	10	8	50	38	35	13X18
ADR.560	560 630031W	841	1030	715	715	603	390	891	815	1000	765	50	7	50	93	530	530	12	8	70	43	40	13X18
ADR.630	630 60032W	940	1157	801	801	679	434	996	901	1085	851	56	6	50	92	530	530	12	8	70	43	40	13X18
ADR.710	710 60033W	1050	1303	898	898	765	485	1117	998	1255	948	67	7	50	129	630	630	14	9	90	53.5	50	17X22

PER QUOTAZIONI CONTATTARE I NOSTRI UFFICI

PLEASE CONTACT OUR OFFICES FOR A QUOTATION

VENTILATORI CENTRIFUGHI CON BOCCA QUADRA A PALE ROVESCE

DOUBLE INLET CENTRIFUGAL WITH SQUARE-SHAPED BACKWARD BLADES

NEW »



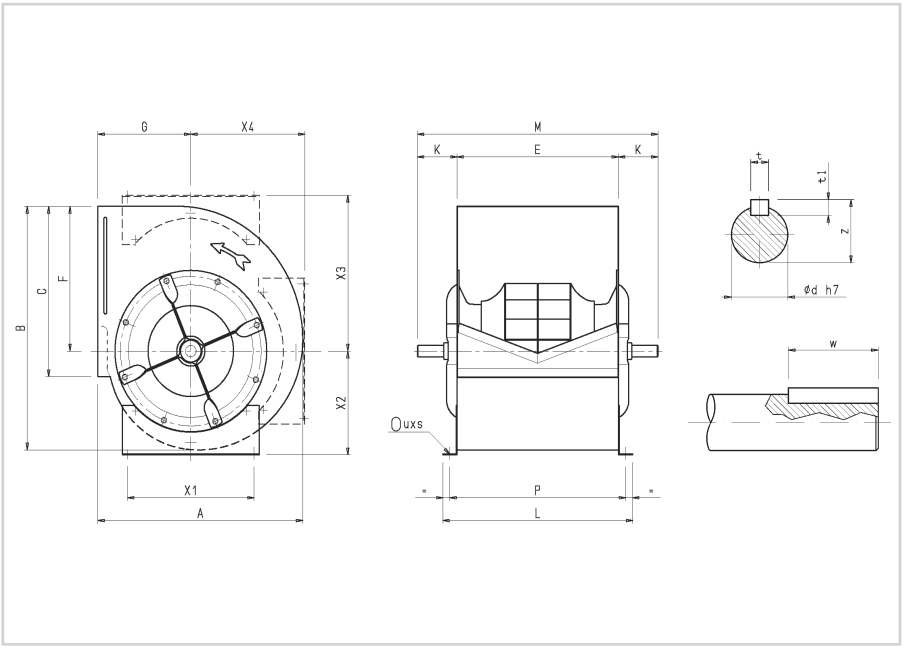

Articolo *Art.*	Modello *Model*	A	B	C	E	F	G	L	M	P	K	X1	X2	X3	X4	t	t1	w	z	Ø d	UXS
RDL.180	180 632001W	313	329	229	229	193	153	289	370	259	71	180	134	224	164	6	6	30	22.5	20	11X16
RDL.200	200 632002W	343	364	256	256	215	164	316	420	286	82	224	181	245	184	6	6	30	22.5	20	11X16
RDL.225	225 632003W	381	409	288	288	243	180	348	450	318	81	224	197	274	204	6	6	30	22.5	20	11X16
RDL.250	250 632004W	417	453	322	322	270	195	382	485	352	82	224	210	299	227	6	6	30	22.5	20	11X16
RDL.280	280/ 632005W	464	508	361	361	302	215	421	555	391	97	280	236	331	255	8	7	40	28	25	11X16
RDL.315	315 632006W	516	572	404	404	340	236	464	600	434	98	280	261	370	283	8	7	40	28	25	11X16
RDL.355	355 632007W	576	645	453	453	383	261	533	675	493	111	355	274	411	320	8	7	40	33	30	11X16
RDL.400	400 632008W	645	725	507	507	432	290	587	725	547	109	355	302	462	359	8	7	40	33	30	11X16
RDL.450	450 632009W	722	817	569	569	486	322	665	815	619	123	530	336	518	407	10	8	50	38	35	13X18
RDL.500	500 632010W	795	906	638	638	538	352	734	885	688	124	530	375	568	448	10	8	50	38	35	13X18
RDL.560	560 632011W	886	1016	715	715	603	390	811	1000	765	143	530	416	634	502	12	8	70	43	40	13X18

PER QUOTAZIONI CONTATTARE I NOSTRI UFFICI
PLEASE CONTACT OUR OFFICES FOR A QUOTATION

VENTILATORI CENTRIFUGHI CON BOCCA QUADRA A PALE ROVESCE

DOUBLE INLET CENTRIFUGAL WITH SQUARE-SHAPED BACKWARD BLADES

NEW »



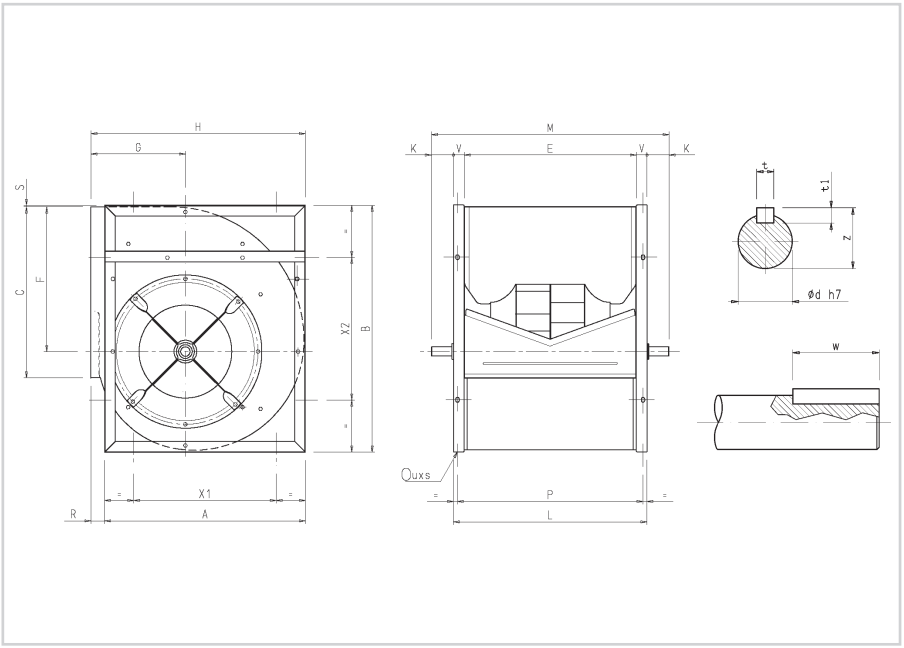

Articolo *Art.*	Modello *Model*	A	B	C	E	F	G	H	L	M	P	R	S	V	K	X1	X2	t	t1	w	z	Ø d	UXS
RDR.180	180 632021W	294	336	229	229	192	152	322	269	370	253	28	5	20	51	180	180	6	6	30	22.5	20	9X12
RDR.200	200 632022W	306	370	256	256	215	164	343	306	420	286	37	4	25	57	224	224	6	6	30	22.5	20	11X16
RDR.225	225 632023W	345	415	288	288	243	180	382	338	450	318	37	3	25	56	224	224	6	6	30	22.5	20	11X16
RDR.250	250 632024W	381	461	322	322	270	195	419	372	485	352	38	4	25	57	224	224	6	6	30	22.5	20	11X16
RDR.280	280 632025W	429	518	361	361	302	215	466	421	555	391	37	5	30	67	280	280	8	7	40	28	25	13X18
RDR.315	315 632026W	480	578	404	404	340	236	518	464	600	434	38	3	30	68	280	280	8	7	40	28	25	13X18
RDR.355	355 632027W	544	655	453	453	383	261	578	533	675	493	34	6	40	71	355	355	8	7	40	33	30	13X18
RDR.400	400 632028W	609	736	507	507	432	290	649	587	725	547	40	5	40	69	355	355	8	7	40	33	30	13X18
RDR.450	450 632029W	679	827	569	569	486	322	726	649	815	619	46	5	40	83	530	530	10	8	50	38	35	13X18
RDR.500	500 632030W	748	918	638	638	538	352	800	718	885	688	51	5	40	84	530	530	10	8	50	38	35	13X18
RDR.560	560 632031W	841	1030	715	715	603	390	891	815	1000	765	50	7	50	93	530	530	12	8	70	43	40	13X18
RDR.630	630 632032W	940	1157	801	801	379	434	996	901	1085	851	56	6	50	92	530	530	12	8	70	43	40	13X18
RDR.710	710 632033W	1050	1303	898	898	765	485	1117	998	1255	948	67	7	50	129	630	630	14	9	90	53.5	50	17X22

PER QUOTAZIONI CONTATTARE I NOSTRI UFFICI
PLEASE CONTACT OUR OFFICES FOR A QUOTATION

VENTILATORI CENTRIFUGHI

CENTRIFUGAL BLOWERS



Impiego: Condizionatori autonomi, ventilazione generica di media ed alta portata. Motore monofase 4 velocità - 4 poli.

Use: *Independent conditioners, general ventilation of medium-high capacity. Single-phase motor, 4 speed, 4 poles.*

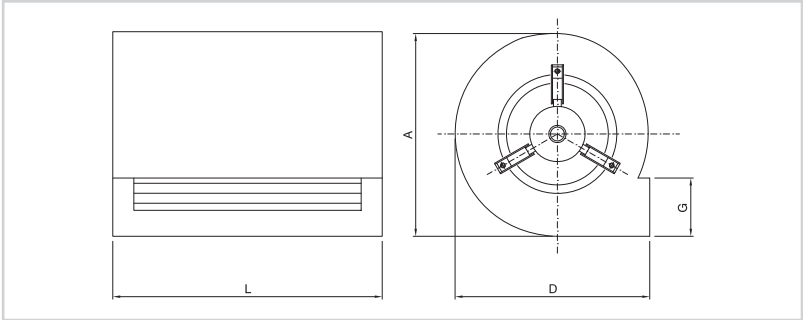

Articolo *Art.*	**Watt**	**Portata d'aria m³/h** *Air flow rate m³/h*	**A**	**D**	**G**	**L**
VC.451	15	380	207	196	97	231
VC.452	25	450	207	196	97	273

Su richiesta è possibile fornire solo il motore. / *Only motor can be supplied on request.*



Impiego: Condizionamento, caminetti domestici, condotte d'aria forzata. Motori monofasi 2/4 poli.

Use: *Air-conditioning, domestic fireplaces, forced air ducts. Single-phase 2/4-poles motors.*

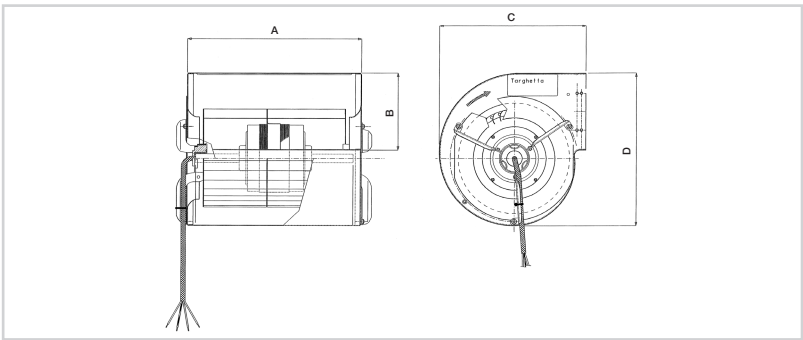

Articolo *Art.*	**Watt assorb.** *Abs. Watt*	**Velocità** *Speed*	**Giri** *RPM*	**Amp.**	**dB (A)**	**m³/h max**	**Esecuzione** *Construction*	**A**	**B**	**C**	**D**
VC.461	63	3	1250	0.28	55	560	**Chiuso** / *Enclosed*	232	104	198	207
VC.462	70	1	1300	0.3	55	705	**Chiuso** / *Enclosed*	232	104	198	207
VC.466 *	90	1	1300	0.4	57	610	**Chiuso** / *Enclosed*	232	93	178	180
VC.463	100	1	1300	0.46	59	780	**Chiuso** / *Enclosed*	176	105	229	244
VC.464	100	1	1300	0.46	55	875	**Chiuso** / *Enclosed*	232	104	198	207
VC.467	190	1	2200	0.84	56	830	**Chiuso** / *Enclosed*	232	104	198	207
VC.465	125	2	1300	0.56	59	845	**Chiuso** / *Enclosed*	176	105	229	244

*** Specifico per caminetti e stufe a pellet.** / *Specific for fireplaces and pellet stoves.*

VENTILATORI CENTRIFUGHI A DOPPIA ASPIRAZIONE

CENTRIFUGAL BLOWERS DOUBLE NET

NEW »



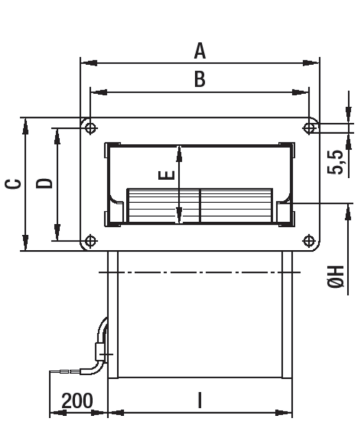

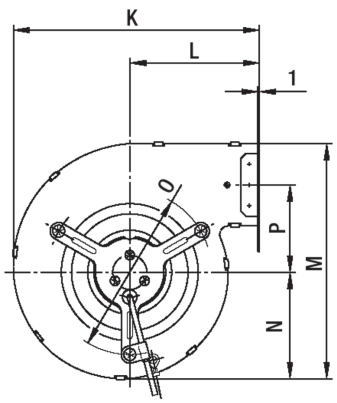

Impiego: Ventilatori centrifughi monofasi a doppia aspirazione, costruiti interamente in metallo - 2 poli.
Use: *Single-phase centrifugal fans with double intake, made of metal - 2 poles.*

Modello *Model*	**Modello** *Model*	**Volt**	**HZ**	**MC/H**	**W Ass.** *Abs W*	**A**	**RPM**
VC.700	D2E097BI5648	230	50/60	435	87	0.39	1950
VC.701	D2E097BK8002	230	50/60	370	77	0.34	1750
VC.702	D2E133CI3399	230	50/60	700	175	0.77	1700
VC.703	D2E133AM4723	230	50/60	685	190	0.84	1500
VC.704	D2E133DM2818	230	50/60	810	170	0.75	1150
VC.705	D2E146AP50C5	230	50/60	970	250	1.1	2600

Modello *Model*	**Modello** *Model*	**A**	**B**	**C**	**D**	**E**	**H**	**I**	**K**	**L**	**M**	**N**	**O**	**P**
VC.700	D2E097BI5648	180	168	100	88	67	79.5	146	162	86	165	68	114	62.5
VC.701	D2E097BK8002	180	168	100	88	68	79.5	146	162	86	165	68	114	62.5
VC.702	D2E133CI3399	206	190	142	126	102	112	168	204	97	213	93	145	67.5
VC.703	D2E133AM4723	254	238	108	92	69	112	215	171.5	88	180	79	145	66
VC.704	D2E133DM2818	270	254	142	126	102	112	232	204	97	213	98	145	67.5
VC.705	D2E146AP50C5	270	254	142	126	102	117	232	206	97	219	98	145	69

CASSE DI AERAZIONE CON VENTILATORE CENTRIFUGO

VENTILATION BOX WITH CENTRIFUGAL FAN

NEW »



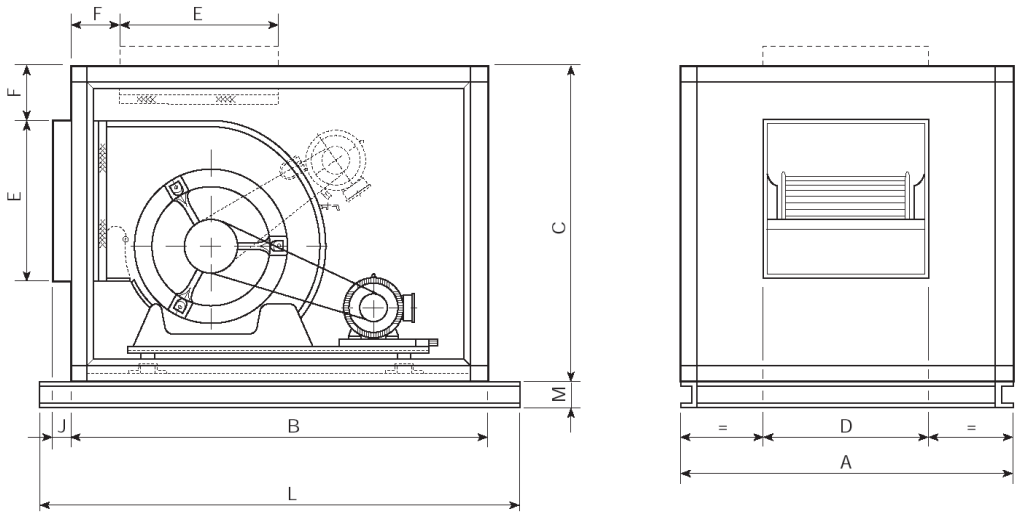

Articolo *Art.*	Modello *Model*	A	B	C	D	E	F	J	L	M
PET.77	7/7	554	710	483	232	222	92	30	-	-
PET.99	9/9	605	800	554	300	260	96	30	-	-
PET.1010	10/10	710	850	605	333	289	94	30	-	-
PET.1212	12/12	775	950	675	396	341	82	30	-	-
PET.1515	15/15	950	1018	775	473	403	88	30	-	-

PER QUOTAZIONI CONTATTARE I NOSTRI UFFICI

PLEASE CONTACT OUR OFFICES FOR A QUOTATION

Descrizione:
Casse di aerazione con angoli di alluminio e pannelli in acciaio zincato a parete semplice, pannelli isolati con materiale fonoassorbente.
Ventilatore centrifugo doppia aspirazione con pale avanti, motori monofase o trifase, trasmissione realizzata con pulegge e cinghie trapezoidali.

Description:
Ventilation boxes with aluminium corners and single-wall galvanized steel planes insulated with sound-absorbing material. Double inlet centrifugal fan with forward blades, single or three-phase motors, trasmission with pulleys and V-belts.

CURVE CARATTERISTICHE
PERFORMANCE CURVES

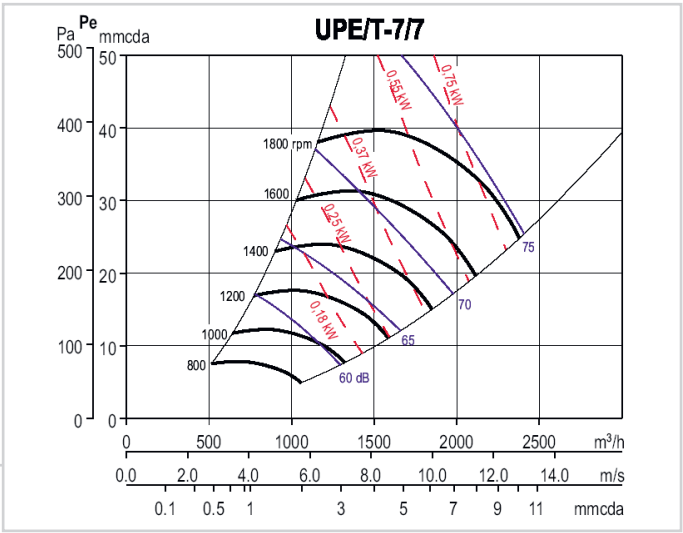

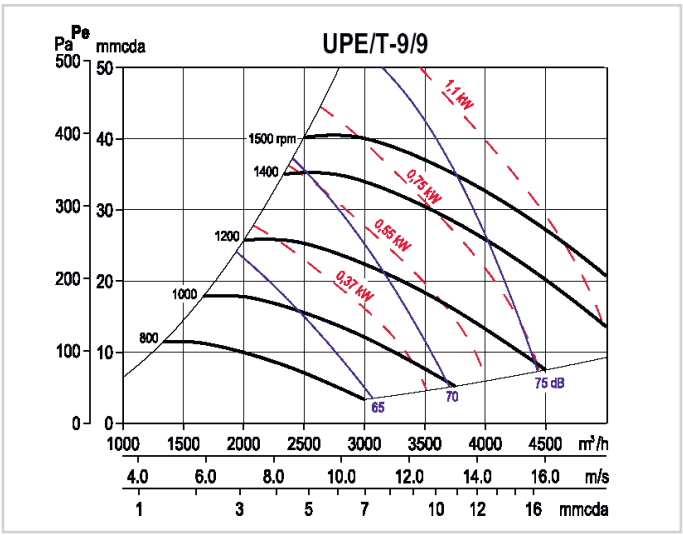

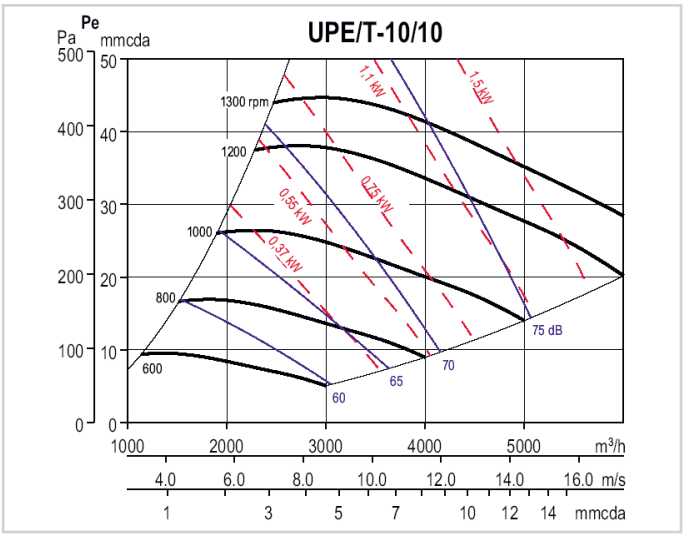

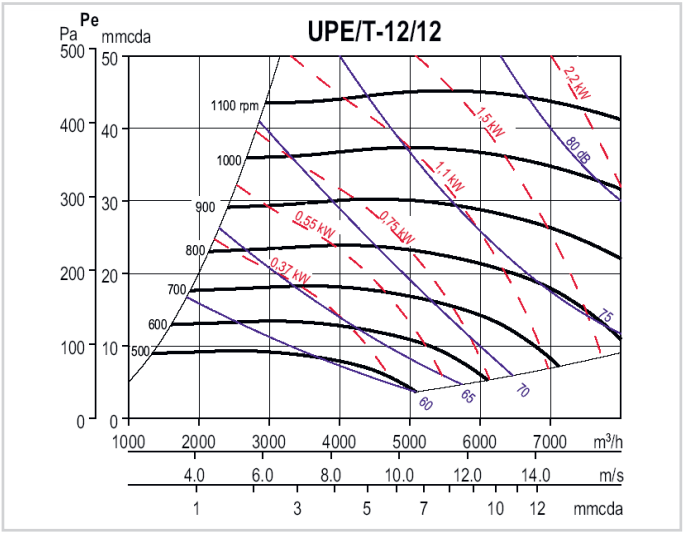

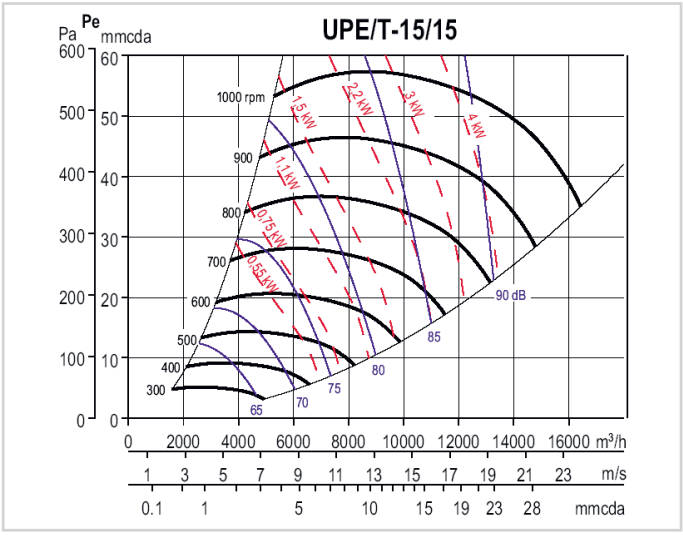

VENTILATORI CENTRIFUGHI PER CONDOTTI

IN-LINE DUCT FANS

NEW



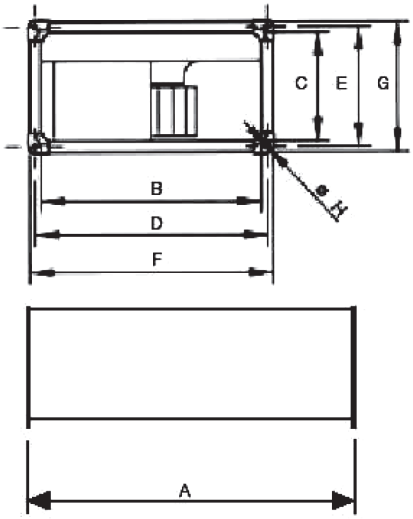

Descrizione:
Ventilatori centrifughi per montaggio in condotti regolari, utilizzati per impianti di climatizzazione e condizionamento. Costruiti in lamiera d'acciaio, montano ventole centrifughe con pale avanti. Tutti i modelli possono essere regolati con variatori di velocità.
Temperatura di funzionamento consentita -40°/+70°C.

Description:
Centrifugal fans for mounting in regular ducts, used for air conditioning and air conditioning system.
Made of sheet steel, they are equipped with centrifugal fans with forward blades. All models can be regulated with speed variators.
Allowed operating temperature -40°/+70°C.

Articolo *Art.*	**Modello** *Model*	**Dimensione condotto** *Ducts size*	**V/HZ**	**W ass** *Abs w*	**A**	**MC/H**	**RPM**	**Db**
IB4.200	ILB/4-200	400x200	230/50	240	1.15	1090	1240	57
IB4.225	ILB/4-225	500x250	230/50	520	2.45	1670	1130	56
IB4.250	ILB/4-250	500x300	230/50	950	4.40	2350	1130	60
IT4.200	ILT/4-200	400x200	400/50	260	0.90	1150	1270	59
IT4.225	ILT/4-225	500x250	400/50	500	1.70	1700	1160	58
IT4.250	ILT/4-250	500x300	400/50	930	3.00	2650	1170	62
IT4.285	ILT/4-285	600x300	400/50	1260	4.15	3100	1070	61
IT4.315	ILT/4-315	600x350	400/50	2440	8.00	4160	1390	68

Dimensioni mm / *Dimensions mm*

Modello *Model*	**A**	**B**	**C**	**D**	**E**	**F**	**G**	**ØH**
200	505	400	198	440	220	440	240	9
225	535	500	248	520	270	540	290	9
250	565	500	298	520	320	540	340	9
285	645	600	298	620	320	640	340	9
315	725	600	348	620	370	640	390	9

PER QUOTAZIONI CONTATTARE I NOSTRI UFFICI
PLEASE CONTACT OUR OFFICES FOR A QUOTATION

CASSE VENTILANTI COMPATTE

COMPACT VENTILATION BOX

NEW »



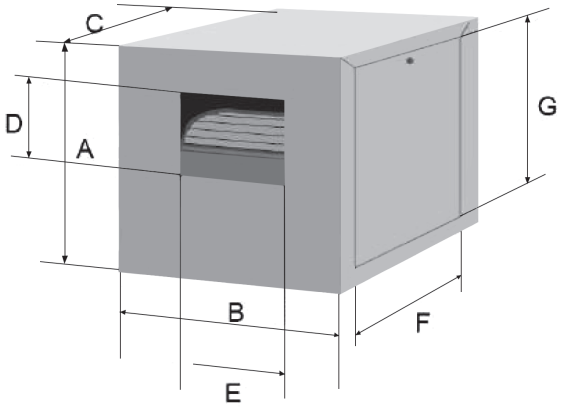

Articolo *Art.*	Modello *Model*	V/HZ	RPM	W	MC/H	Pressione mm H2O *Pressure mm H2O*	Db
AIR.77.4	7/7 4 poli	230/50	1400	147	1330	10	54
AIR.77.6	7/7 6 poli	230/50	900	50	1000	7.5	53
AIR.97.4	9/7 4 poli	230/50	1400	373	3000	12.5	65
AIR.97.6	9/7 6 poli	230/50	900	123	1950	15	57
AIR.99.4	9/9 4 poli	230/50	1400	373	3100	15	68
AIR.99.6	9/9 6 poli	230/50	900	250	2250	15	60
AIR.108.4	10/8 4 poli	230/50	1400	550	3340	12.5	69
AIR.108.6	10/8 6 poli	230/50	900	250	2590	15	63
AIR.1010.4	10/10 4 poli	230/50	1400	550	3650	30	72
AIR.1010.6	10/10 6 poli	230/50	900	250	3000	12.5	65
AIR.129.6	12/9 6 poli	230/50	900	570	4100	20	69
AIR.129.6T	12/9 6 poli	400/50-3	900	1100	6150	20	74
AIR.1212.6	12/12 6 poli	230/50	900	570	5350	20	70
AIR.1212.6T	12/12 6 poli	400/50-3	900	1100	6620	20	75

Dimensioni mm / *Dimensions mm*

Modello *Model*	A	B	C	D	E	F	G
7/7	500	500	500	200	232	440	440
9/7	500	500	500	261	232	440	440
9/9	500	500	500	261	298	440	440
10/8	580	580	580	289	265	520	520
10/10	580	580	580	289	331	520	520
12/9	700	700	700	342	309	640	640
12/12	700	700	700	342	395	640	640

PER QUOTAZIONI CONTATTARE I NOSTRI UFFICI
PLEASE CONTACT OUR OFFICES FOR A QUOTATION

VENTILATORI ASSIALI INTUBATI COMPATTI

DUCTED COMPACT AXIAL FAN



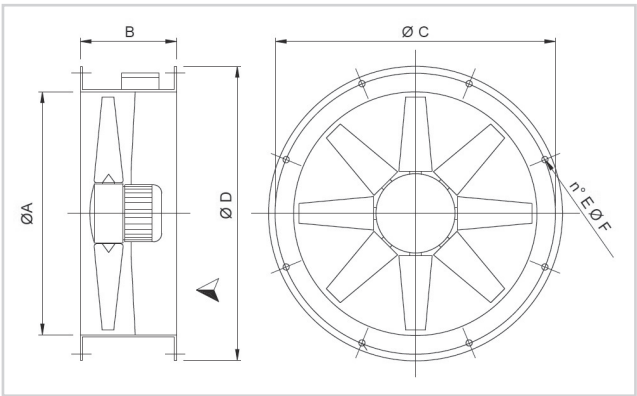

APPLICAZIONI

I ventilatori sono destinati ad impieghi in cui sono richieste consistenti portate d'aria e pressioni ridotte, in applicazioni con fissaggio a tubazione. Ad esempio: ventilazione di stabilimenti, parcheggi, sala macchine, allevamenti, raffreddamento di apparecchiature elettriche, frigorifere, nel settore industriale o navale.

SPECIFICHE TECNICHE

DUC standard
- Aria convogliata: pulita o leggermente polverosa, non abrasiva
- Temperatura aria convogliata: -20°C/+50°C
- Tensione di alimentazione:
  Versione trifase (T) 400V - Versione monofase (M) 230V
- Frequenza: 50Hz
- Morsettiera esterna
- Flusso dell'aria da motore a girante, posizione A (FMG)

APPLICATIONS AND ADVANTAGES

DUC line is designed for large air capacities with low pressures, in duct mounted applications. For instance: ventilation of industrial plants, car parks, stock farms, cooling of electric and refrigerating equipments, in industrial or marine sectors.

TECHNICAL SPECIFICATIONS
- *DUC standard*
- *Conveyed air: clean, not abrasive*
- *Temperature of conveyed air: -20°C / +50°C*
- *Voltage:*
  Three phase version (T) 400V - Single phase version (M) 230V
- *Frequency: 50Hz*
- *Outer terminal box*
- *Air flow from motor to impeller: position A (FMG)*

4 POLI (1400RPM) - MONOFASE
4 POLES (1400RPM) - SINGLE PHASE

Articolo *Art.*	Portata (m^3/h) *Flow rate (m^3/h)*	Pm (kW)	In max (A)	db (A)
DUC.31M	2.300	0.8	50	91
DUC.35M	3.500	0.8	54	96
DUC.40M	6.000	1.7	55	91
DUC.45M	7.000	2.2	58	96
DUC.50M	8.500	2.3	62	91
DUC.56M	11.500	3.8	69	96

4 POLI (1400RPM) - TRIFASE
4 POLES (1400RPM) - THREE PHASE

Articolo *Art.*	Portata (m^3/h) *Flow rate (m^3/h)*	Pm (kW)	In max (A)	db (A)
DUC.31T	2.300	0.09	0.5	50
DUC.35T	3.500	0.09	0.5	54
DUC.40T	6.000	0.18	0.75	55
DUC.45T	7.000	0.25	1.1	58
DUC.50T	9.000	0.35	1.5	62
DUC.56T	11.500	0.55	1.6	69
DUC.63T	13.500	0.74	2.2	72
DUC.71T	17.000	1.1	2.6	73

Dimensioni mm / *Dimensions mm*

Grandezza / *Size*	Ø A	B	Ø C	Ø D	E	Ø F
31	310	260	355	390	8	10
35	360	260	395	430	8	10
40	410	260	450	490	8	12
45	460	260	500	540	8	12
50	510	260	560	600	12	12
56	570	260	620	655	12	12
63	640	260	690	725	12	12
71	710	260	770	805	16	12

VENTILATORI CENTRIFUGHI

CENTRIFUGAL BLOWERS



APPLICAZIONI
Ideali per estrarre o immettere aria attraverso tubazioni circolari in ambienti quali: locali pubblici, uffici, negozi, bar, palestre, laboratori, cucine, bagni, officine, ristoranti, ecc...
La struttura compatta in acciaio, il motore a rotore esterno e la girante centrifuga a pale rovesce ne garantiscono:
- facilità di installazione
- flessibilità di funzionamento variando il numero di giri
- elevati rendimenti aeraulici
- affidabilità e robustezza.

COSTRUZIONE
- Carcassa in acciaio resistente agli agenti atmosferici
- Supporti portamotore in acciaio con raddrizzatore di filetti
- Motore elettrico a rotore esterno protezione IP44 classe B perfettamente regolabile elettronicamente
- Girante a pale rovesce ad alto rendimento
- Scatola di collegamento in tecnopolimero
- Staffa fissaggio a muro.

SPECIFICHE TECNICHE
- Aria convogliata: pulita
- Temperatura aria: -20°C/+50°C
- Tensione e frequenza di alimentazione: monofase 230V-50Hz.

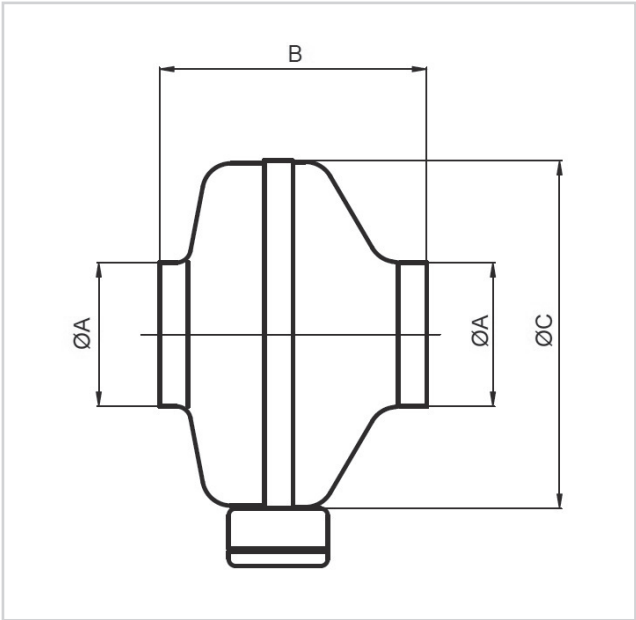

APPLICATIONS AND ADVANTAGES
VC line is ideal to intake or exhaust air through circular ducting in: public locals, offices, shops, bars, pools, laboratories, kitchens, toilets, workshops, restaurants etc.
Its compact steel structure, external rotor motor and centrifugal backward bladed impeller ensure:
- *easy installation*
- *flexible working by adjusting the rpm*
- *high efficiency*
- *sturdiness and reliability*

CONSTRUCTION
- *Casing in weather proof steel sheet*
- *Steel sheet motor supports with airflow straighteners*
- *External rotor motor IP44 protection ISO B, speed adjustable by electronic speed regulator*
- *High efficiency backward blade impeller*
- *Terminal box in techno-polymer*
- *Wall bracket*

TECHNICAL SPECIFICATIONS
- *Conveyed air: clean*
- *Temperature air: -20°C /+50°C*
- *Voltage and frequency: mono phase 230V-50Hz*

Articolo *Art.*	**Portata (m^3/h)** *Flow rate (m^3/h)*	**Pm (kW)**	**In max (A)**	**db (A)**	**Ø A**	**B**	**Ø C**
VC.100	270	74	0.31	35	100	189	244
VC.125	325	74	0.31	39	125	182	244
VC.160A	430	74	0.31	37	160	189	244
VC.160B	660	103	0.5	42	160	217	344
VC.200	820	103	0.5	41	200	231	344
VC.250	960	140	0.6	44	250	230	344
VC.315A	1350	219	0.9	44	315	243	402

VENTILATORI ELICOCENTRIFUGHI PER CONDOTTI SERIE MIXVENT

HELICOCENTRIFUGAL FANS FOR DUCTS MIXVENT SERIES



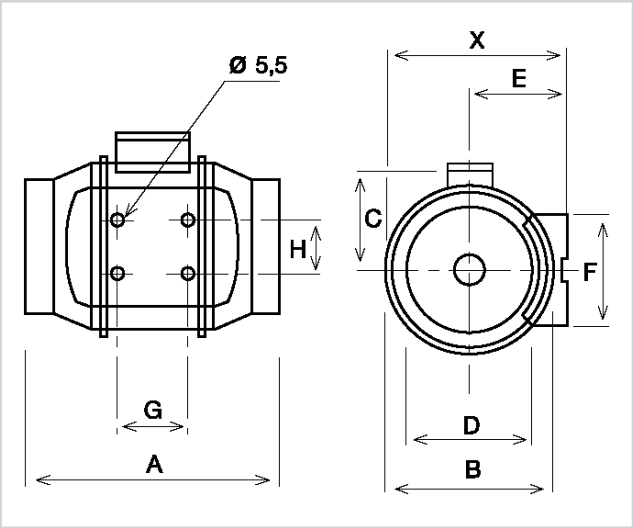

CARATTERISTICHE TECNICHE:
I ventilatori del sistema Mixvent sono molto silenziosi grazie alla loro configurazione elicocentrifuga tubolare ed al design aerodimamico della loro girante.
Tutta la gamma è a doppia velocità: i motori sono monofase 230 V 50Hz e protetti termicamente mediante fusibile.
Classe d'isolamento IP44.
Il cambio di velocità può essere realizzato mediante regolatore elettronico o commutatore elettromeccanico.

TECHNICAL CHARACTERISTICS:
Fans system Mixvent are very quiet thanks to their configuration helicocentrifugal tube and the aerodymamic design of their impeller.
The whole range is double speed: the engines are single-phase 230V 50Hz and thermally protected by a fuse.
Insulation class IP44.
The speed change can be achieved through an electronic regulator or electromechanical switch.

Articolo *Art.*	**Giri** *RPM*	**Watt assorb.** *Abs. Watt*	**Amp.**	**Portata (m³/h)** *Flow rate (m³/h)*	**Temp. max °C**	**dBA**
MIX.250	1880	39	0.26	250	40	28
	1475	26	0.18	185	40	23
MIX.350	2210	56	0.37	360	40	30
	1900	40	0.26	300	40	26
MIX.500	2500	68	0.30	535	60	41
	1850	50	0.22	400	60	33
MIX.800	2700	80	0.35	907	60	41
	2100	70	0.30	700	60	36
MIX.1300	2520	170	0.70	1300	60	49
	1990	110	0.48	950	60	44
MIX.2000	2760	350	1.30	1990	60	52
	2000	200	0.90	1510	60	50

Dimensioni mm / *Dimensions mm*

Articolo *Art.*	**X**	**A**	**Ø B**	**C**	**Ø D**	**E**	**F**	**G**	**H**
MIX.250	188	303	176	115	97	100	90	80	60
MIX.350	188	258	176	115	123	100	90	80	60
MIX.500	212	295	200	127	157	112	130	80	60
MIX.800	232.5	302	217	141	198	124	140	100	94
MIX.1300	291	386	272	192	248	155	168	145	140
MIX.2000	356	450	336	224	312	188	210	182	178

CASSE DI AERAZIONE INSONORIZZATE

ACOUSTIC CABINET FANS

NEW



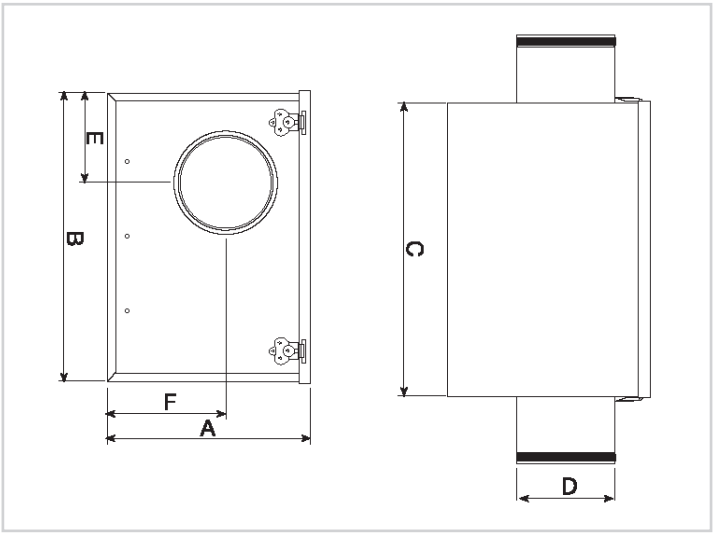

DESCRIZIONE:
Casse di aerazione insonorizzate costruite in lamiera zincata, con pareti isolate per mezzo di materiale termoacustico ad alta densità. Adatte alle installazioni dove la richiesta prioritaria è un basso livello di rumorosità.
Sono dotate di collegamenti circolari in aspirazione ed in mandata completi di guarnizione per facilitare il collegamento ai canali; un pannello apribile permette l'accesso al ventilatore per eventuali ispezioni.

DESCRIPTION:
Soundproof ventilation boxes made of galvanized sheet metal, with walls insulated by means of high density thermos-acoustic material Suitable for installations where the priority requirement is a low noise level. They are equipped with circular connections on the suction and delivery complete with gaskets to facilitate the connection to the ducts; an opening panel allows access to the fans for any inspection.

Articolo *Art.*	**V/HZ**	**W**	**A**	**MC/H**	**RPM**	**dB scarico** *dB descarge*
CAB.125	230/50	48	0.22	240	1600	47
CAB.160	230/50	100	0.43	390	2350	55
CAB.200	230/50	180	0.80	695	2000	58
CAB.250	230/50	200	0.90	1250	1250	60
CAB.250N	230/50	350	1.50	1140	2200	62
CAB.315	230/50	500	3.20	2100	1400	65
CAB.400	230/50	1100	4.80	3500	1400	69

Dimensioni mm / *Dimensions mm*

Articolo *Art.*	**A**	**B**	**C**	**Ø D**	**E**	**F**
CAB.125	273	388	395	125	125	162
CAB.160	273	388	395	160	143	162
CAB.200	328	430	365	200	216	210
CAB.250	383	525	450	250	263	237
CAB.315	443	600	505	315	301	264
CAB.400	513	660	600	400	331	292

TURBINE MONOSTADIO FRONTALI

FRONTAL SINGLE - STAGE TURBINE





Articolo *Art.*	**Descrizione** *Description*
MF.422M	2200 W monofase monostadio frontale *2.2 Kw frontal single-stage single-phase*
MF.422T	2200 W trifase monostadio frontale *2.2 Kw frontal single-stage three-phase*
MF.430	3000 W trifase monostadio frontale *3 Kw frontal single-stage three-phase*
MF.440	4000 W trifase monostadio frontale *4 Kw frontal single-stage three-phase*
MF.422 IE2	2200 W trifase monostadio frontale con motore ad alta efficienza normativa IEC 60034-30 *2.2 Kw frontal single-stage three-phase with high efficiency motor standards IEC 60034-30*
MF.422 A	2200 W monofase monostadio frontale Atex 22 II 3 GD EEx nA II T4 / T 135 °C IP 65 *2.2 Kw frontal single-stage single-phase Atex 22 Ex II 3 GD EEx nA II T4 / T 135 °C IP 65*
MF.430 A	2600 W trifase monostadio frontale Atex 22 II 3 GD EEx nA II T4 / T 135 °C IP 65 *2.6 Kw frontal single-stage three-phase Atex 22 Ex II 3 GD EEx nA II T4 / T 135 °C IP 65*
MF.440 A	3400 W trifase monostadio frontale Atex 21 II 2 D EEx nA II T4 / T 135 °C IP 65 *3.4 Kw frontal single-stage three-phase Atex 21 Ex II 2 D EEx nA II T4 / T 135 °C IP 65*

Su richiesta è possibile fornire le turbine con voltaggi speciali.
On request turbines can be supplied with special voltages.

TURBINE MONOSTADIO

SINGLE - STAGE TURBINE





Articolo *Art.*	**Descrizione** *Description*
TM.422M	2200 W monofase monostadio *2,2 Kw single-stage single-phase*
TM.422T	2200 W trifase monostadio *2,2 Kw single-stage three-phase*
TM.430	3000 W trifase monostadio *3 Kw single-stage three-phase*
TM.440	4000 W trifase monostadio *4 Kw single-stage three-phase*
TM.422 IE2	2200 W trifase monostadio frontale con motore ad alta efficienza normativa IEC 60034-30 *2,2 Kw frontal single-stage three-phase with high efficiency motor standars IEC 60034-30*
TM.422 A	2200 W monofase monostadio Atex 22 II 3 GD EEx nA II T4 / T 135 °C IP 65 *2,2 Kw single-stage single-phase Atex 22 Ex II 3 GD EEx nA II T4 / T 135 °C IP 65*
TM.430 A	2600 W trifase monostadio Atex 22 II 3 GD EEx nA II T4 / T 135 °C IP 65 *2,6 Kw single-stage three-phase Atex 22 Ex II 3 GD EEx nA II T4 / T 135 °C IP 65*
TM.440 A	3400 W trifase monostadio frontale Atex 21 II 2 D EEx nA II T4 / T 135 °C IP 65 *3,4 Kw frontal single-stage three-phase Atex 21 Ex II 2 D EEx nA II T4 / T 135 °C IP 65*

Su richiesta è possibile fornire le turbine con voltaggi speciali.
On request turbines can be supplied with special voltages.

TURBINE BISTADIO PARALLELO FRONTALE

FRONTAL DOUBLE - STAGE TURBINE





Articolo *Art.*	**Descrizione** *Description*
BPF.440	4000 W trifase bistadio parallelo frontale *4 Kw parallel frontal double-stage three-phase*
BPF.455	5500 W trifase bistadio parallelo frontale *5,5 Kw parallel frontal double-stage three-phase*
BPF.440 IE2	4000 W trifase bistadio parallelo frontale con motore ad alta efficienza normativa IEC 60034-30 *4 Kw parallel frontal double-stage three-phase with high efficiency motor standards IEC 60034-30*
BPF.455 A	5500 W trifase bistadio parallelo frontale Atex 22 II 3 GD EEx nA II T4 / T 135 °C IP 65 *5,5 Kw parallel frontal double-stage three-phase Atex 22 II 3 GD EEx nA II T4 / T 135 °C IP 65*

TURBINE BISTADIO PARALLELO

PARALLEL DOUBLE - STAGE TURBINE





Articolo *Art.*	**Descrizione** *Description*
BP.440	4000 W trifase bistadio parallelo *4 Kw parallel double-stage three-phase*
BP.455	5500 W trifase bistadio parallelo *5,5 Kw parallel double-stage three-phase*
BP.440 IE2	4000 W trifase bistadio parallelo con motore ad alta efficienza normativa IEC 60034-30 *4 Kw parallel double-stage three-phase with high efficiency motor standards IEC 60034-30*
BP.455 A	5500 W trifase parallelo frontale Atex 22 II 3 GD EEx nA II T4 / T 135 °C IP 65 *5,5 Kw parallel double-stage three-phase Atex 22 II 3 GD EEx nA II T4 / T 135 °C IP 65*

TURBINE BISTADIO IN SERIE

SERIES DOUBLE - STAGE TURBINE



Articolo *Art.*	**Descrizione** *Description*
BS.440	4000 W trifase bistadio in serie *4 Kw series double-stage three-phase*
BS.455	5500 W trifase bistadio in serie *5,5 Kw series double-stage three-phase*
BS.440 IE2	4000 W trifase bistadio in serie con motore ad alta efficienza normativa IEC 60034-30 *4 Kw series double-stage three-phase with high efficiency motor standards IEC 60034-30*
BS.455 A	5500 W trifase bistadio in serie Atex 22 II 3 GD EEx nA II T4 / T 135 °C IP 65 *5,5 Kw series double-stage three-phase Atex 22 II 3 GD EEx nA II T4 / T 135 °C IP 65*

Su richiesta è possibile fornire le turbine con voltaggi speciali.
On request turbines can be supplied with special voltages.

ACCESSORI / *OPTIONAL*

Articolo *Art.*	**Descrizione** *Description*
TPS.403	Piastra supporto turbina *Engine mounting plate*
IMST	Impianto elettrico che comprende i magnetotermico, la scatola interruttore, 10 m di cavo *Wiring including thermal circuit breaker, switch box and 10 meters cable*
TMC	Manicotto per connessione tubi Ø 50 o Ø 60. Specificare il diametro. *Hose connection sleeve Ø 50 or Ø 60. Diameter has to be specified.*

NON TROVI IL RICAMBIO NECESSARIO?

DON'T YOU FIND THE NECESSARY SPARE PART?



INVIA UNA FOTO

PLEASE SEND A PICTURE

mail
magazzino@dellerba.com

whatsapp
338-4297465

spedisci il campione a / *send the sample to*
Dell'Erba srl
via L. Galvani, 10 - 41015 Nonantola (MO)

indicare i dati / *please indicate detail*

www.dellerba.com